



CITY OF HOBART

AGENDA

Economic Development & Communications Committee Meeting

Open Portion

Thursday, 21 November 2019

at 5:00 pm

Lady Osborne Room, Town Hall

THE MISSION

Working together to make Hobart a better place for the community.

THE VALUES

The Council is:

People	We value people – our community, our customers and colleagues.
Teamwork	We collaborate both within the organisation and with external stakeholders drawing on skills and expertise for the benefit of our community.
Focus and Direction	We have clear goals and plans to achieve sustainable social, environmental and economic outcomes for the Hobart community.
Creativity and Innovation	We embrace new approaches and continuously improve to achieve better outcomes for our community.
Accountability	We work to high ethical and professional standards and are accountable for delivering outcomes for our community.

ORDER OF BUSINESS

Business listed on the agenda is to be conducted in the order in which it is set out, unless the committee by simple majority determines otherwise.

APOLOGIES AND LEAVE OF ABSENCE

1. CO-OPTION OF A COMMITTEE MEMBER IN THE EVENT OF A VACANCY	4
2. CONFIRMATION OF MINUTES.....	4
3. CONSIDERATION OF SUPPLEMENTARY ITEMS	4
4. INDICATIONS OF PECUNIARY AND CONFLICTS OF INTEREST	5
5. TRANSFER OF AGENDA ITEMS.....	5
6. REPORTS	6
6.1 International Relations - Review of Current Relationships	6
6.2 International Relations - Potential New Relationships	67
6.3 International Relations - Timor-Leste Balibo Project Update.....	133
6.4 SKAL/IIPT Global Peace Park Initiative	152
6.5 Proposed 2020 Council and Committee Meeting Schedule	164
7. COMMITTEE ACTION STATUS REPORT	172
7.1 Committee Actions - Status Report.....	172
8. QUESTIONS WITHOUT NOTICE	177
9. CLOSED PORTION OF THE MEETING.....	178

**Economic Development & Communications Committee Meeting (Open Portion)
held Thursday, 21 November 2019 at 5:00 pm in the Lady Osborne Room, Town
Hall.**

COMMITTEE MEMBERS

Thomas (Chairman)
Zucco
Sexton
Dutta
Ewin

Apologies:

Leave of Absence:

NON-MEMBERS

Lord Mayor Reynolds
Deputy Lord Mayor Burnet
Briscoe
Denison
Harvey
Behrakis
Sherlock

**1. CO-OPTION OF A COMMITTEE MEMBER IN THE EVENT OF A
VACANCY**

2. CONFIRMATION OF MINUTES

The minutes of the Open Portion of the Economic Development & Communications Committee meeting held on [Thursday, 26 September 2019](#), are submitted for confirming as an accurate record.

3. CONSIDERATION OF SUPPLEMENTARY ITEMS

Ref: Part 2, Regulation 8(6) of the *Local Government (Meeting Procedures) Regulations 2015*.

Recommendation

That the Committee resolve to deal with any supplementary items not appearing on the agenda, as reported by the General Manager.

4. INDICATIONS OF PECUNIARY AND CONFLICTS OF INTEREST

Ref: Part 2, Regulation 8(7) of the *Local Government (Meeting Procedures) Regulations 2015*.

Members of the committee are requested to indicate where they may have any pecuniary or conflict of interest in respect to any matter appearing on the agenda, or any supplementary item to the agenda, which the committee has resolved to deal with.

5. TRANSFER OF AGENDA ITEMS

Regulation 15 of the *Local Government (Meeting Procedures) Regulations 2015*.

A committee may close a part of a meeting to the public where a matter to be discussed falls within 15(2) of the above regulations.

In the event that the committee transfer an item to the closed portion, the reasons for doing so should be stated.

Are there any items which should be transferred from this agenda to the closed portion of the agenda, or from the closed to the open portion of the agenda?

6. REPORTS

6.1 International Relations - Review of Current Relationships File Ref: F19/48002

Report of the Economic Development Project Officer and the Director
Community Life of 14 November 2019 and attachments.

Delegation: Council

**REPORT TITLE: INTERNATIONAL RELATIONS - REVIEW OF
CURRENT RELATIONSHIPS****REPORT PROVIDED BY:** Economic Development Project Officer
Director Community Life**1. Report Purpose and Community Benefit**

- 1.1. The purpose of this report is to review the Council's current international relationships.
- 1.2. The benefit of this review is that the community are kept informed about the current status of the City's international relationships, as well as the value they create locally.
- 1.3. This report has been written in conjunction with 'International Relations - Potential New Relationships' which is also included in the Economic Development and Communications Committee agenda for 21 November 2019. Each report should be considered in the light of the other.

2. Report Summary

- 2.1. The City of Hobart has four formal international relationships and one in development:
 - Yaizu (Japan) established 1977.
 - L'Aquila (Italy) established 1997.
 - Xi'an (China) established 2015.
 - Fuzhou (China) established 2017.
 - Balibó (Timor-Leste). Resolution from the Council to make a long term commitment to Balibó (2018).
- 2.2. The Council on 1 April 2019 resolved *inter alia* that the relationships be reviewed.
- 2.3. This review has been conducted using the City of Hobart's policy 'Guidelines for International Relationships' (**Attachment A**). This policy comprises nine criteria used to consider potential new relationships. The nine criteria will in this case be used to consider existing relationships. The table below is a summary of the performance of each city / village against the nine criteria. A value of red (R), amber (A) and green (G) has been assigned to assist with comparisons. Red means a weak performance in that category, Amber means an average performance and Green a strong performance.
 - 2.3.1. The full consideration of each city against the Council's guidelines can be found in **Attachment B**.

2.3.1.1. N.B. scores for criteria 7 have not been included in the totals because some cities would receive a zero score as they do not require humanitarian assistance. This is not a comparison of like for like.

2.4. Note that the Council on 7 October 2019 resolved *inter alia* to fund the development of an evaluation tool to measure the value of current and future international relationships. It is anticipated that this tool will be completed in early 2020.

2.4.1. It is anticipated that this tool will be useful in aiding continuing comparisons and considerations of relationships (new and existing). It is noted that the Council will still be required to make policy decisions about what kinds of relationships they want to support such as economic, cultural, knowledge exchange and philanthropic.

2.5. Summary Table

G = Green (strong performance), A = Amber (average performance),
R = Red (weak performance)

Criteria	Yaizu	L'Aquila	Xi'an	Fuzhou	Balibó
1. Clear identification of outcomes	A	A	G	A	N/A
2. Helps Council achieve its strategic goals	G	G	G	G	G
3. Creates value (economic, education, tourism)	A	R	A	A	A
4. Creates value (community)	A	A	R	A	G
5. Community willingness to support the relationship	G	G	A	G	G
6. Potential for mutual learning	A	G	G	G	G
7. Council's capability to support humanitarian / capacity building	N/A	A	N/A	N/A	A
8. Council's human and financial resources to support the relationship	G	A	R	G	A
9. Any political ramifications (Dept. Foreign Affairs & Trade)	G	G	A	A	G
TOTALS	4 x G 4 x A	4 x G 3 x A 1 x R	3 x G 3 x A 2 x R	4 x G 4 x A	5 x G 2 x A

2.6. The least active of the relationships is with the City of Xi'an.

2.6.1. The relationships with both Chinese cities have a five year break clause. For Xi'an, this comes up on 29 March 2020.

- 2.6.2. Although the relationship is relatively dormant, it must be noted that it has significant potential to generate outcomes for both cities, should it be adequately resourced from both sides.
 - 2.6.2.1. Xi'an has a number of attributes including its heritage preservation, tourism assets including the Terracotta Warriors, status as the start of President Xi's New Silk Road and as a location of a number of highly regarded educational institutions. Two key city stakeholders (Tasmanian Government and UTAS) derive outcomes from relationships with Xi'an or the Shaanxi Province of which Xi'an is the capital.
- 2.6.3. Alderman Thomas, Alderman Denison and Director Community Life travelled to Xi'an in September 2019 to discuss the future of the relationship with the Director General of Foreign Affairs Office of the Xi'an Municipal People's Government. It was clear from the meeting that Xi'an would like to continue and grow the relationship.
- 2.6.4. The Director General suggested that Xi'an visit Hobart in 2020 to re-affirm the relationship. This would be a good opportunity to further discuss the positions of both cities and the future of the relationship.
- 2.7. Relationships with Yaizu and Fuzhou are active and produce outcomes for the Hobart community and so it is recommended that they should be maintained.
- 2.8. The relationship with Balibó is in its infancy. The City has committed to a long term relationship with Balibó and projects are being investigated that show the potential of delivering outcomes for both communities. For these reasons, it is recommended that the relationship continues.
- 2.9. Although the relationship between the cities of L'Aquila and Hobart is relatively inactive, there is very strong community support via the Abruzzese Association for the maintenance of this relationship.
 - 2.9.1. Given that the city to city inactivity is largely borne from the earthquake in 2009 that destroyed much of L'Aquila, it is felt appropriate to continue to maintain and evaluate this relationship.

3. **Recommendation**

That:

- 1. The City of Hobart's international relationships with Yaizu, L'Aquila, Fuzhou and Balibó be maintained.***
- 2. The relationship between Hobart and Xi'an that is due to be renewed in March 2020 be discussed further with Xi'an at a meeting in Hobart in 2020.***
- 3. Emeritus Professor Peter Frappell's international relations measurement system be used to inform the annual appraisal of the City's international relationships in April 2020.***

4. **Background**

4.1. Council on 1 April 2019 resolved:

- 'That: 1. The Council notes the potential pipeline of visits to Hobart's sister / friendship cities over the term of the current elected members as detailed in the report listed as item 6.1 of the Open Economic Development and Communications Committee agenda of 21 March.
2. A further report be prepared that includes a strategic review and status updates of current sister and friendship city relationships.'

4.2. This report is a response to point 2 above (strategic review).

4.3. The City of Hobart has four formal international relationships and a fifth in development:

- Yaizu (Japan) established 1977.
- L'Aquila (Italy) established 1997.
- Xi'an (China) established 2015.
- Fuzhou (China) established 2017.
- Balibó (Timor-Leste). Resolution from the Council to make a long term commitment to Balibó (2018).

4.4. The Council's decision making relating to new international enquiries is currently guided by the City of Hobart policy 'Guidelines for International Relationships' (Attachment A). This is also a useful tool which will be used to evaluate established relationships.

4.4.1. The policy includes nine areas of consideration:

- i) clear identification of the specific outcomes sought from the relationship;
- ii) relevance of the relationship in terms of achieving Council's major goals as outlined in the Strategic Plan;
- iii) the value of the relationship in terms of enhancing economic development, business investment, educational and tourism outcomes for Hobart and Tasmania, including specifically support for local businesses and educational institutions;
- iv) the value of the relationship in terms of supporting community and cultural linkages;
- v) willingness and capacity of the business or local community of interest to support the relationship;
- vi) the potential for mutual learning through exchanges and information sharing to facilitate sustainability and continuous improvement in the development of the Council's economic, social and environmental objectives;
- vii) the capability of the Council to provide skills and resources to assist in humanitarian and capacity building projects;
- viii) Council resources (human and financial) required to sustain the relationship to the satisfaction of both parties; and
- ix) evaluation of any political ramifications through consultation with the Department of Foreign Affairs and local communities.

4.5. Hobart's five relationships will be evaluated against the criteria listed in the policy above and has been summarised in a table earlier in the report (2.5).

4.6. It must be noted that Council on 7 October 2019 resolved:

- 'That: 1. The Council notes that RMIT and ACELG (now ALGA) are not contributing academic work to analyse the qualitative and quantitative value of Australian local government international city to city relationships.
2. The Council authorises the engagement of Professor Peter Frappell to develop a robust system to measure the value of the City's current and future international relationships.
3. The cost of the measurement system be no more than \$21,000 excluding GST, to be attributed to the Economic Development Budget Function in the 2019-20 Annual Plan.'

- 4.7. It is anticipated that this measurement system will be delivered early in 2020. It is recommended that this system is used to further appraise the City's current international relationships in April when the annual evaluation is conducted.

Yaizu

- 4.8. The relationship was originally borne from commercial origins, with Hobart being the home port for fishermen from Yaizu who fished for tuna in the Southern Ocean.
- 4.9. There have been 28 visits to and from Yaizu over the four decades which are a strong signal of commitment to the relationship.
- 4.10. The Hobart-Yaizu relationship is active and continues to evolve. The most recent event was the Children's Day celebration held in the Royal Tasmanian Botanical Gardens in May 2019, attracting over 400 students.
- 4.11. This relationship generates strong outcomes in the education and cultural sectors and also has potential to generate economic outcomes. The relationship has strong community support both in Hobart and Yaizu and it is appropriate that it continues.

L'Aquila

- 4.12. The relationship between Hobart and L'Aquila was initiated by the Abruzzese Association (formed in 1987). Many of the first Italian migrants to settle in Hobart came from the Abruzzo region of Italy. L'Aquila is the capital of the Abruzzo region.
- 4.13. There have been nine visits over the duration of the relationship.
- 4.14. Although the relationship between the cities of Hobart and L'Aquila is relatively inactive, given the 2009 earthquake from which L'Aquila is still trying to recover, this is not surprising. There is strong community support and drive for this relationship via the Abruzzese Association which is an active community organisation.
- 4.14.1. It must be noted that the L'Aquila Council has recently had a change in personnel and the current officer has been responsive to Hobart's recent correspondence. In November, the officer in L'Aquila supported a Hobart community member who is travelling to many places internationally (including two of Hobart's sister cities) to observe the types of food young people are fed at school (Churchill Scholarship).

- 4.14.2. Mr Nicola Ranali who was President of the Abruzzese Association for many years and a founding member recently visited L'Aquila and expressed his disappointment at the lack of contact from L'Aquila Council. He brought back with him a letter from Ferdinando Colantoni who is the Council delegate for sister city relationships. This letter offered the use of an apartment in L'Aquila which could potentially be used to house a scholarship student or delegates.
- 4.14.3. L'Aquila also invited a delegation from the City of Hobart to the Celestiniana Perdonanza which is the most significant cultural event that takes place each August in L'Aquila. The Council will consider this visit in August 2020.

Xi'an

- 4.15. The relationship with Xi'an was established in 2015 and is underpinned by an action plan that was developed in partnership by Council officers in both locations.
- 4.16. During the relationship, six visits have taken place.
- 4.17. Key strengths of the Xi'an relationship lie in education. The friendship city connection has facilitated a sister school relationship between Hutchins School and the Xi'an Foreign Language School and visits have been made by students of both cities.
- 4.17.1. The University of Tasmania also has a strong and valued relationship with the Xi'an University of Science and Technology and is working to establish links with the Xi'an Conservatory of Music. **Attachment C** is a letter from the Deputy Vice Chancellor (Global) in support of the relationship between Hobart and Xi'an.
- 4.18. Although the Xi'an – Hobart relationship has strong potential, it is relatively inactive with no identifiable local community support and little drive to date from Xi'an to deliver projects.
- 4.19. The delegation that travelled to Xi'an in September 2019 discussed the future of the relationship and Mr Qiang Sheng – Director General of the Foreign Affairs Office of the Xi'an Municipal People's Government. Director General Qiang expressed the desire to reinvigorate the relationship and suggested that Xi'an travel to Hobart to reaffirm the relationship in 2020 (March 2020 is the five year review point). Discussions are being had with Xi'an currently about when this visit might take place. It is proposed that the City expresses the desire to further discuss the relationship face-to-face before any reaffirmation takes place.

Fuzhou

- 4.20. Hobart was first contacted by Fuzhou in May 2014 inviting a delegation to Fuzhou to investigate a potential relationship. The Tasmanian Government was supportive of this relationship given the 38 year sister state relationship between Tasmania and Fujian (of which Fuzhou is the capital city).
- 4.21. A friendship city agreement was signed in January 2017.
- 4.22. Ten visits have taken place during the relationship (including the investigation phase).
- 4.23. The most recent event in the relationship was Fuzhou hosting a soccer team from Hobart in September 2019. The team took part in a 'sister city' soccer tournament and are hoping to invite a return visit to Hobart in September 2020.
- 4.24. The relationship with Fuzhou is active and the municipal government in Fuzhou dedicates many resources to its maintenance. A number of connections are active between Fuzhou and Hobart via schools and sporting clubs. There is also community support for the relationship in Hobart. It is therefore proposed that the relationship be maintained.

Balibó

- 4.25. The City of Hobart on 23 April 2018 resolved *inter alia* to commit to a long term relationship with the village of Balibó (in Timor-Leste). Officers were asked to consider potential projects that could be delivered in partnership with the Hobart community and the community of Balibó.
- 4.26. To date, the City has travelled to Balibó once (January 2018). Although not Balibó specific, veterans from Timor-Leste commonly take part in the City's annual ANZAC events. The State also receives rural workers from Timor-Leste as part of Australia's Seasonal Worker Program. Last season 214 workers took part and this season over 300 are expected.
- 4.27. The Council recently resolved to commit to a long term relationship with Balibó (April 2018). The relationship is therefore in early development with much potential to generate value in education, community development, knowledge and cultural exchange.
- 4.28. There is strong support for the relationship via the Honorary Consul Dr Nitin Verma and the Timor-Leste Friendship Network.
- 4.29. For these reasons, it is proposed that the Council continue to develop this relationship.

5. Proposal and Implementation

- 5.1. It is proposed that given the evaluation of the City of Hobart's international relationships, the City retains relationships with Yaizu, L'Aquila, Fuzhou and Balibó.
- 5.2. Although the relationship with Xi'an has been fairly inactive, it also has significant potential. It is therefore proposed that the Council continues to communicate with Xi'an about a potential face-to-face discussion of the relationship in Hobart in 2020.
- 5.3. Should the government of Xi'an pledge to invest more of their officer time and resources in driving the relationship, there is a higher chance of deriving some meaningful outcomes for the City of Hobart.

6. Strategic Planning and Policy Considerations

- 6.1. Maintaining international relationships is in line with *A Community Vision for our Island Capital* as follows:
 - '4.3.6 We value pilgrimage – the choice to explore places beyond our island. Those who stay elsewhere take our culture to the world. Those who return bring new experiences with them, which we can use to enrich and evolve our own.
 - 4.3.7 We embrace those who have moved to Tasmania from elsewhere and work together for better economic outcomes. We welcome new people into our culture, quality of life and opportunities for meaningful employment.
 - 4.3.8 We promote Hobart as a perfect environment for remote workers, sole traders, and niche small businesses.'
- 6.2. Relevance of the relationships to the current *Capital City Strategic Plan 2019-29* is:
 - '3.1.1 Support Hobart's continued evolution as a creative and culturally engaging capital city, with a focus on community, accessibility and creative potential.
 - 3.1.5 Support and deliver events, festivals and markets.
 - 4.2.1 Support ways of welcoming people of all backgrounds to participate in Hobart's economy and professional communities.
 - 4.3.7 Support the City's existing international relationships and respond to new opportunities in line with the community vision.
 - 4.3.8 Develop greater community involvement in international relations programs.'

7. Financial Implications

7.1. Funding Source and Impact on Current Year Operating Result

7.1.1. There are no implications from this report for the current financial year.

7.1.2. In the current financial year 2019-20, the budget for hosting sister / friendship cities is \$74,175 and visiting international cities (officer) \$21,978.

7.1.2.1. Elected Members have an allocation of \$6,000 for international travel in their four year term.

7.2. Impact on Future Years' Financial Result

7.2.1. The recommendations in this report have financial implications for the Council in future years. The City as part of its International Relations Action Plan commits to visiting sister / friendship cities every two years. Estimates for visiting the cities are as follows and include flights, Elected Member allowances, flights, meals, accommodation, transport and if necessary visas and inoculations.

Yaizu	\$3,425
L'Aquila	\$5,750
Fuzhou / Xi'an (joint visit)	\$5,900
Balibó	\$4,580

7.2.2. The Council will note that Elected Members have a budget of \$6,000 for international travel during their four year terms.

7.2.3. International relationships are managed within the economic development team which comprises 1.5 FTE. This represents 60 hours per week officer time. On average, per relationship, it is estimated that 8 hours per week between two officers are spent managing and developing the relationships to ensure they generate community outcomes. The City has five relationships which means 40 out of the 60 hours available are spent on international relationships (66.5 per cent of the time).

7.3. Asset Related Implications

7.3.1. None

8. Legal, Risk and Legislative Considerations

8.1. The nature of friendship / sister city relationships are non-binding.

9. Environmental Considerations

- 9.1. The environmental impact of air travel cannot be disputed. It is therefore important that as much value as possible is created for the Hobart community from each visit.
- 9.2. Given the City has two friendship cities in China, the most is achieved from the long haul travel by visiting both cities on the same trip.
- 9.3. Many of Hobart's friendship / sister cities are interested in the City of Hobart's strengths when it comes to sustainability. Lessons can be shared through the international links.

10. Social and Customer Considerations

- 10.1. In line with community vision pillar 4, it is of social importance that the City of Hobart fosters a diverse selection of international relationships based on geography, industry and nature of outcomes (community, culture, economic).
- 10.2. The City in establishing sister or friendship city agreements facilitates a broader local understanding and appreciation for different cultures and communities.
- 10.3. Fostering these relationships is also a powerful and respectful message to people within the community who have close cultural ties with the cities in question.
- 10.4. The community may question the value of international relations if the City of Hobart does not continue to continuously consider the way in which it measures and reports this information and involves the community in maximising opportunities arising.

11. Marketing and Media

- 11.1. Delegations to the international cities provide opportunities to tell stories and share learnings from the travel via social media / City News / the City's website and via external news channels.

12. Community and Stakeholder Engagement

- 12.1. Key activities with sister / friendship cities are promoted in City News and on the City of Hobart website with the assistance of the Communications and Marketing Unit.
- 12.2. A number of innovative and interesting ideas in relation to Hobart's sister / friendship cities have come from the community to date. It is therefore paramount that community awareness of these relationships continues to be increased.

13. Delegation

13.1. This matter is delegated to the Council for consideration.

As signatory to this report, I certify that, pursuant to Section 55(1) of the Local Government Act 1993, I hold no interest, as referred to in Section 49 of the Local Government Act 1993, in matters contained in this report.



Lucy Knott

**ECONOMIC DEVELOPMENT PROJECT
OFFICER**

Tim Short

DIRECTOR COMMUNITY LIFE

Date: 14 November 2019
File Reference: F19/48002

Attachment A: City of Hobart: Guidelines for Future International Relationships
↓
Attachment B: Full Appraisal of Hobart's Current International Relationships ↓
Attachment C: UTAS Letter of Support for Xi'an Relationship ↓
Attachment D: Signed Sister City Agreement Hobart Yaizu 1977 ↓
Attachment E: International Relations Action Plan 2018 ↓
Attachment F: Hobart-L'Aquila MOU 27/10/1997 ↓
Attachment G: Friendship City Agreement Xi'an and Hobart 2015 ↓
Attachment H: Xi'an Hobart Friendship/Sister City Agreement – Strategic
Action Plan 2016 ↓
Attachment I: Friendship City Agreement Fuzhou Hobart ↓

City of Hobart

Policy

Title: **Guidelines for Future International Relationships**

Category: **Corporate Governance**

Date Last Adopted: 7 March 2016

1. Objectives

To provide guidance to the Council on the future management of existing sister city relationships and potential international relationships in order to attain cultural, social, economic and educational benefits for the City and its Sister City partners and to pursue strategic international alliances supporting local businesses and institutions in achieving economic, educational and tourism benefits for the City.

2. Background

This policy was developed as a result of an evaluation of the Council's existing sister city relationships and outlines the criteria against which new proposals should be assessed. The policy was amended to create a second stream of 'Strategic Relationships' which would have a more direct economic focus.

3. Policy

That:

1. Council policy for the establishment of new international relationships be based on a three tiered approach of:
 - (i) Information exchange.
 - (ii) Friendship Agreement or Strategic Relationship Agreement, time limited with clearly defined outcomes and review after three to five years.
 - (iii) Sister City relationship following a successful Friendship Memorandum of Understanding or Strategic Relationship Agreement.
2. On receipt of any new request or proposal for an international relationship, or in the event the Council seeks to establish a relationship each request or proposal would be assessed in accordance with the following criteria, in order of priority:

- (i) clear identification of the specific outcomes sought from the relationship;
- (ii) relevance of the relationship in terms of achieving Council's major goals as outlined in the Strategic Plan;
- (iii) the value of the relationship in terms of enhancing economic development, business investment, educational and tourism outcomes for Hobart and Tasmania, including specifically support for local businesses and educational institutions;
- (iv) the value of the relationship in terms of supporting community and cultural linkages;
- (v) willingness and capacity of the business or local community of interest to support the relationship;
- (vi) the potential for mutual learning through exchanges and information sharing to facilitate sustainability and continuous improvement in the development of the Council's economic, social and environmental objectives;
- (vii) the capability of the Council to provide skills and resources to assist in humanitarian and capacity building projects;
- (viii) Council resources (human and financial) required to sustain the relationship to the satisfaction of both parties; and
- (ix) evaluation of any political ramifications through consultation with the Department of Foreign Affairs and local communities.

4. Legislation, Terminology and References

Responsible Officer:	Director Community Development
Policy first adopted by the Council:	13/3/2001
History	
Amended by Council	16/4/2012
Annual Policy Review	7/3/2016
Next Review Date:	March 2017

Full Consideration of the City of Hobart's International Relationships Against
Council's Guidelines for International Relationships

Yaizu

- 1.1. The relationship was originally borne from commercial origins, with Hobart being the home port for fishermen from Yaizu who fished for tuna in the Southern Ocean.
- 1.2. There have been a number of visits to and from Yaizu over the four decades which are a strong signal of commitment to the relationship. These include:
 - 1977: Visit to Hobart from Yaizu to sign the sister city agreement (30 people).
 - 1977: Return visit to Yaizu from Hobart Lord Mayor.
 - 1978: Visit to Hobart by the Sekiyama Dancing Academy (Yaizu) to mark the first anniversary.
 - 1980: Visit from Yaizu to Hobart relating to Judo (50 people).
 - 1982: Visit to Hobart by the Sekiyama Dancing Academy (Yaizu) to mark the fifth anniversary.
 - 1984: Visit to Hobart from Yaizu (18 people).
 - 1986: 10th anniversary visit to Hobart from Yaizu (50 people).
 - 1987: 10th anniversary visit to Yaizu by the City of Hobart.
 - 1991: 15th anniversary visit to Hobart from Yaizu.
 - 1992: 15th anniversary visit to Yaizu from Hobart.
 - 1996: 20th anniversary visit to Hobart from Yaizu.
 - 1997: 20th anniversary visit to Yaizu from Hobart.
 - 2002: 25th anniversary visit to Hobart by Yaizu.
 - 2002: 25th anniversary return visit to Yaizu by Hobart.
 - 2006: 30th anniversary visit to Hobart by Yaizu (33 people).
 - 2007: 30th anniversary return visit to Hobart by Yaizu (12 people).

- 2011: Yaizu participation in the Australian Wooden Boat Festival.
- 2012: 35th anniversary visit to Hobart by Yaizu.
- 2012: 35th anniversary return visit to Yaizu by Hobart (11 people).
- 2012 / 2013: Yaizu participation in the Taste of Tasmania Festival.
- 2013: Visit to Hobart by the Yurikamome Choir.
- 2013: Yaizu participation in the Hobart Christmas Pageant.
- 2015: Yaizu Mayor visit to Hobart.
- 2016: Deputy Mayor of Yaizu visit to Hobart.
- 2016: Lord Mayor of Hobart visit to Yaizu.
- 2017: 40th anniversary visit to Hobart by Yaizu (31 people).
- 2017: 40th anniversary return visit to Yaizu (14 people).
- 2018: Visit by the Mayor of Yaizu and Yurikamome Choir (30 people).

Criteria i: Clear Identification of Outcomes

- 1.3. The sister city agreement signed on 17 February 1977 (**Attachment D**) gives an indication of the outcomes sought from the relationship. These were to '...contribute towards the growth of understanding and cooperation between the peoples of all Cities and Nations' and also for the '...development of the benefits to be derived from closer cultural and personal exchanges...'

As per criteria i, no 'clear identification of the specific outcomes sought from the relationship' has superseded this initial document.

- 1.4. The City of Hobart however does have its own guiding document in relation to its international relationships (the International Relations Action Plan). This was first endorsed by Council in 2016 and has been evaluated and updated twice since then. The International Relations Action Plan (IRAP) is **Attachment E** to this report. An example of an outcome listed in the IRAP from the Hobart-Yaizu relationship is to create cultural value. Measures of this cultural value include number of cultural events hosted, number of school exchanges and level of activity of sister city committees.

Criteria ii: Assist Council in Achieving its Strategic Goals

- 1.5. As per item ii in the guiding policy, relevance of the Yaizu relationship to the current Strategic Plan 2019-2029 is:

3.1.1 Support Hobart's continued evolution as a creative and culturally engaging capital city, with a focus on community, accessibility and creative potential.

3.1.5 Support and deliver events, festivals and markets.

4.2.1 Support ways of welcoming people of all backgrounds to participate in Hobart's economy and professional communities.

4.3.7 Support the City's existing international relationships and respond to new opportunities in line with the community vision.

4.3.8 Develop greater community involvement in international relations programs.

Criteria iii: Creates Value (Economic, Education, Tourism)

- 1.6. The value of the relationship in '...enhancing economic development, business investment, educational and tourism outcomes...' is significant, particularly in the realms of education:

- 1.6.1. The Hobart-Yaizu sister city relationship has been underpinned by a student exchange that has seen its 30th year this year. Through this nearly 500 Japanese students have been hosted by local families, creating experiences, memories and outcomes for students and families from Mount Carmel College, St Virgil's College, St Mary's College, Tarremah Steiner School, Taroon High School, New Town Boys High School and Sacred Heart College.

To expand these benefits to primary school children, the City staged a 'Japanese Children's Day' celebration in the Botanical Gardens in May this year that was attended by in excess of 400 children who are locally learning Japanese.

- 1.6.2. Although the relationship started because of commercial links, over the years Yaizu made it clear that they favoured a non-financial relationship. The City of Hobart has continued to express an interest in economic outcomes from the relationship and Yaizu over the last 12 months has responded.

A small business delegation from the Maruhachi Muramatsu Group visited Hobart. In this group of businesses is the top company in Japan dealing with fish extracts and soup stock (dashi) – with a workforce of 500. Representatives were interested to learn more about sustainable practices in aquaculture and so meetings were arranged with Tassal and Huon Aquaculture as well as a meeting with the Deputy Lord Mayor.

The City of Hobart received interest in creating a Hobart beer using Yaizu Sake yeast. Yaizu Council made enquiries in Yaizu but unfortunately the use of the yeast has been limited to the Shizuoka prefecture by the institute responsible for it.

Yaizu Council has expressed an interest in showcasing products in Hobart in 2021 during the Australian Wooden Boat Festival (AWBF). Discussions will be had with the AWBF and other outlets including Salamanca Market will be investigated.

Criteria iv: Creates Value (Community) and Criteria v: Community Support

- 1.7. There is clearly a community of people in the city who either have Japanese heritage links or who are interested in Japanese culture. These people either act as individuals or are part of organisations such as the Australia Japan Society. These people regularly contribute to City of Hobart activities by lending decorations, assisting, performing in and promoting events. They also benefit by attending and enjoying events alongside other community members with similar interests. Some of these people and organisations form the Hobart-Yaizu Sister City Committee (administered by the City of Hobart). This committee contributes ideas, volunteers, connections, cultural insights and strategic direction to the Hobart – Yaizu sister city relationship.

One of the committee members is Mrs Fumiko Plaister, a former Lady Mayoress of Hobart and originating from Yaizu. She has been a driving force for the relationship for a number of years. Other committee members are representatives of Mount Carmel and St Virgil's Colleges who strongly support the student exchange by accompanying students to Yaizu and home hosting visiting students.

Criteria vi: Potential for Mutual Learning

- 1.8. Mutual learning relates to exchanges and information sharing to '... facilitate sustainability and continuous improvement...'

Relating to this criteria, there have been exchanges of information on the following over the years:

- Demonstration stall of how to make deep sea tofu at the Taste of Tasmania (2012).
- Soroptomist International Hobart and Yaizu have had a long friendship with visits between the clubs and exchange of knowledge taking place most recently in 2014, 2016 and 2017.
- Tasmania is world famous for the quality of its environment and many acclaimed practices that aim to protect it. The recent business delegation to Hobart was very interested in

the way in which Tassal and Huon Aquaculture minimise the environmental impacts of their operations.

Criteria vii: Humanitarian Support / Capacity Building

- 1.9. Not applicable

Criteria viii: Human and Financial Resources to Support the Relationship

- 1.10. Given the support provided by the Hobart-Yaizu Sister City Committee, the Australia Japan Society Tasmania and the State Government (in an advisory capacity) it is felt that the City has adequate resources to maintain the relationship.

Criteria ix: Political Ramifications Stemming from the Relationship

- 1.11. The City of Hobart and the Department of Foreign Affairs and Trade work closely together and it is not felt that there are any current ramifications of having a friendship with a city in Japan.

Conclusion (Yaizu)

- 1.12. The Hobart-Yaizu relationship is active and continues to evolve. This relationship generates strong outcomes in the education and cultural sectors and also has potential to generate economic outcomes. The relationship has strong community support both in Hobart and Yaizu and it is appropriate that it continues.

L'Aquila

- 1.13. The relationship between Hobart and L'Aquila was initiated by the Abruzzese Association (formed in 1987). Many of the first Italian migrants to settle in Hobart came from the Abruzzo region of Italy. L'Aquila is the capital of the Abruzzo region.
- 1.14. The following visits have taken place over the 22 years:
- 1997 visit to Hobart from L'Aquila (32 people). This was the precursor to signing the sister city agreement.
 - 1998 visit to L'Aquila from Hobart to sign sister city agreement.
 - 1998 visit to Hobart by the Capella Ars Musicalis Choir.
 - 2000 visit to L'Aquila from Hobart.
 - 2000 visit to Hobart from L'Aquila (Tostian Ensemble Quartet).
 - 2005 visit to Hobart by the L'Aquila A'Capella Choir (41 people).

- 2005 visit to L'Aquila from Hobart in conjunction with the touring ceramics exhibition 'Surface: Beneath and Beyond'.
 - 2008 visit to L'Aquila from Hobart marking the 10th anniversary of the relationship.
 - 2017 visit to L'Aquila from Hobart to mark the 20th anniversary.
- 1.15. An MOU signed by representatives of both cities and the Abruzzese Association was endorsed by the Council on 27 October 1997. This is **Attachment F** to this report.

Criteria i: Clear Identification of Outcomes

- 1.16. As per criteria i, a number of areas of collaboration were identified in the signed agreement. These were:
- *...student exchange for students doing language studies – for students of Italian and Italian culture and students of English and Australian culture.*
 - *Supporting exchanges in the areas of music, theatre, painting and sculpture and traditional and contemporary theatre.*
 - *...exchanges in the fields of technology in particular in the fields of food processing, environment protection and communication.*
 - *Promoting tourism and historic and anthropological work to develop understanding of each community.*
- 1.17. The City of Hobart also uses the International Relations Action Plan to articulate and measure outcomes pertaining to this relationship.

Criteria ii: Assist Council in Achieving its Strategic Goals

- 1.18. Relevance of the L'Aquila relationship to the current Strategic Plan 2019-2029 is the same as for the other international relationships (see 1.5).

Criteria iii: Creates Value (Economic, Education, Tourism) and Criteria iv: Creates Value (Community)

- 1.19. The value of the relationship in '...enhancing economic development, business investment, educational and tourism outcomes...' as well as culturally (criteria iv) has been demonstrated in the following ways:
- The Capella Ars Musicalis Female Choir visited Hobart in 1998 and a concert was held in the Town Hall in association with the Abruzzese Association.
 - In 2005 41 members of the L'Aquila A'Capella Choir travelled to Hobart where the City hosted free public concerts.

- In 2005 a City of Hobart delegation visited L'Aquila in conjunction with the presentation of the Tasmanian ceramic exhibition 'Surface Beneath and Beyond'.
 - In 2011 a photographic exhibition was displayed at the Hobart Council Centre depicting affected areas of L'Aquila after the 2009 earthquake.
 - To mark the 20th anniversary of the Hobart – L'Aquila relationship and the 30th anniversary of the Abruzzese Association, a film capturing interviews with some of the first generation migrants from the Abruzzo region was created. This was launched at the anniversary dinner and suggestions have been made by the City that this could be aired at the Loop.
- 1.20. The City of Hobart and the Abruzzese Association together developed the idea of a young person of Abruzzi descent travelling to L'Aquila on a scholarship to study Italian and to become immersed in the culture. This idea has been communicated to L'Aquila Council on two occasions but no response has been received. It is felt that since the 2009 earthquake that killed 308 people and displaced 65,000, the city understandably has other priorities. A delegation visited L'Aquila in 2017 and noted that the city still required significant re-build 8 years after the initial event.
- 1.21. The value of the relationship in terms of supporting community and cultural linkages is extremely high. There is still a small community of first generation migrants from the Abruzzo region in Hobart, not to mention second, third and fourth generations. Having this formal link to their place of birth or their historical ancestral home is undoubtedly very important to them. Honouring the Hobart-L'Aquila relationship honours them, their culture, their history and their position in the community.

Criteria v: Community Support

- 1.22. Community support for the relationship is very strong and is driven by the Abruzzese Association. This group meets monthly and organises a number of events throughout the year (BBQ, annual dinner dance, themed dinners) to keep the connection within the community and with L'Aquila alive. The association also provides valuable strategic advice as well as translation services to aid the City in maintaining a relationship with the equivalent Council in L'Aquila.

Criteria vi: Potential for Mutual Learning

- 1.23. Fulfilment of this criteria has known varying degrees of success.
- Section 1.14 highlights previous exchanges of learning and culture and also mentioned the scholarship project Hobart is endeavouring to advance. The potential for any future activity will depend largely on

the resources available in L'Aquila which is inextricably linked to the re-building efforts.

The earthquake crisis in itself could provide an excellent opportunity for learning and information exchange relating to architecture and the way in which buildings respond to earthquakes. The potential of a relationship between UTAS and the university in L'Aquila relating to architecture has been discussed at a high level with UTAS, but not advanced. This is likely to be via virtual classroom linkages, rather than physical exchange.

Criteria vii: Humanitarian Support / Capacity Building

- 1.24. Following the disastrous earthquake in L'Aquila in 2009 and smaller shocks in 2016 and 2017 the City along with the Abruzzese Association raised \$60,000 and a further \$20,000 in aid for L'Aquila.

Criteria viii: Human and Financial Resources to Support the Relationship

- 1.25. Given the leadership displayed by the Abruzzese Association, the resources required from the Council are fairly low. The association also provides advice and support with regards to the relationship between the L'Aquila Council and the City of Hobart. Should L'Aquila show interest in a scholarship project, it is envisaged that the City of Hobart would contribute towards expenses incurred by the young person in travelling to L'Aquila which would have future resource implications.

Criteria ix: Political Ramifications Stemming from the Relationship

- 1.26. The City of Hobart and the Department of Foreign Affairs and Trade work closely together and it is not felt that there are any current significant ramifications of having a friendship with a city in Italy.

Conclusion (L'Aquila)

- 1.27. Although the relationship between the cities of Hobart and L'Aquila is relatively inactive, given the 2009 earthquake from which L'Aquila is still trying to recover, this is not surprising. There is strong community support and drive for this relationship via the Abruzzese Association which is an active community organisation.

It must be noted that the L'Aquila Council has recently had a change in personnel and the current officer has been responsive to Hobart's recent correspondence. In November, the officer in L'Aquila will support a Hobart community member who is travelling to many places internationally (including two of Hobart's sister cities) to observe the types of food young people are fed at school (Churchill Scholarship).

Mr Nicola Ranali who was President of the Abruzzese Association for many years and a founding member recently visited L'Aquila and

expressed his disappointment at the lack of contact from L'Aquila Council. He brought back with him a letter from Ferdinando Colantoni who is the Council delegate for sister city relationships. This letter offered the use of an apartment in L'Aquila which could potentially be used to house a scholarship student or delegates.

L'Aquila also invited a delegation from the City of Hobart to the Celestiniana Perdonanza which is the most significant cultural event that takes place each August in L'Aquila. The Council will consider this visit in August 2020.

- 1.28. For the above reasons, it is suggested that the City maintain the relationship and continues to try to have a dialogue with the city of L'Aquila.

Xi'an

- 1.29. After a period of investigation of 18 months, a friendship city agreement with Xi'an was signed in March 2015 (**Attachment G**).
- 1.30. The agreement was supported by an action plan developed in partnership by council officers (**Attachment H**).
- 1.31. During the relationship, the following visits have taken place:
 - 2013: The Lord Mayor of Hobart travelled to Xi'an where a letter of intent to establish a relationship was signed.
 - 2014: A delegation from Xi'an visited Hobart.
 - 2015: Friendship city agreement signed in Xi'an by the Lord Mayor.
 - 2016: The Vice Mayor of Xi'an visited Hobart briefly.
 - 2017: One elected member and one officer visited Xi'an to participate in an economic forum.
 - 2019: One officer and two elected members visited Xi'an to participate in an economic forum and to discuss the future of the relationship.

Criteria i: Clear Identification of Outcomes

- 1.32. Outcomes from the relationship are clearly stated in the action plan (Attachment H). These include:

- *Encourage educational institutions in Xi'an and Hobart to establish friendship school relationships to foster greater exchange and understanding between its students and staff.*
- *Encourage the relevant tourism government agencies of both Xi'an and Hobart to develop specific advertising campaigns to promote both Xi'an and Hobart as holiday destinations to their respective peoples.*
- *Explore agricultural research technology and initiatives in the production of clean and safe products to the benefit of both Xi'an and Hobart and their regions.*

1.33. The City of Hobart also use the International Relations Action Plan to articulate and measure outcomes.

Criteria ii: Assist Council in Achieving its Strategic Goals

1.34. In terms of strategic fit, as with the other international relationships this is articulated in section 1.5.

Criteria iii: Creates Value (Economic, Education, Tourism) and Criteria iv: Creates Value (Community)

1.35. The Xi'an relationship has significant potential when it comes to realising value on a number of levels. This potential is highlighted below.

Xi'an:

- Has a history dating back 3,000 years
- Is the location nearest to the site of the Terracotta Army (one of the most significant archaeological finds of the 20th century).
- Was the start of the ancient Silk Road and has been identified as the start of President Xi's New Silk Road.
- Is regarded the cultural capital of China expecting to attract 300 million tourists in 2019.
- Has a number of highly ranked educational institutions including the Xi'an University of Science and Technology and the Xi'an Conservatory of Music.
- Is included in China's Western Development Policy as a focus for investment. The GDP in 2010 was approximately 324.1 billion Yuan with an average growth of 14.5% annually.

- Has a very efficient public transport network and many pleasant, beautiful and innovative public spaces despite having a population of over 12 million people.
- 1.36. It must be noted that at the time when the action plan was developed, opinion was that the City had a role in assisting Hobart based businesses achieve outcomes internationally. It became apparent soon after that the Tasmanian Government and Federal Government (through Austrade) were positioned and resourced to be able to create outcomes in this area. For this reason, the City's focus has been more on education and culture.
- 1.37. Although the Hobart-Xi'an relationship has a large potential, much of this has not been realised over the term of the friendship. One of the most important factors of success is having a committed and available officer contact in the Xi'an government. Over the duration of the relationship, there have been three different officers responsible for the relationship who have worked in different teams. This lack of continuity has meant that relationships have to be forged anew which can be difficult with limited face to face contact. Another issue is lack of local (Hobart) community support (section 1.39).
- 1.38. A major success has been the development of a relationship between Xi'an Foreign Language School and Hutchins School. This is not something that would have come about without the friendship city relationship. Hutchins has visited Xi'an twice and Xi'an once since this relationship was initiated in April 2018. Mount Carmel College provided home stay accommodation for the female students from Xi'an and is similarly interested in developing a relationship.

The University of Tasmania UTAS has strong and valued connections in Xi'an. It operates a joint degree with the Xi'an University of Science and Technology and currently has 54 students from Xi'an studying in Hobart. UTAS is also working hard to establish formal links with the highly acclaimed Xi'an Conservatory of Music. See **Attachment C** for a letter of support from the Deputy Vice Chancellor (Global).

Deloitte Access Economics in 2014 estimated that international students spend on average per annum \$42,531 of which 50 per cent is spent in the local economy. This does not include the value to the economy of visiting family and friends. With 54 Xi'an students currently at UTAS, this represents a spend of over \$1.1 million in the local economy.

Criteria v: Community Support

- 1.39. Community support is a weaker aspect of the Hobart / Xi'an relationship. Despite the City making enquiries, no local community members with links to Xi'an have been identified.

Criteria vi: Potential for Mutual Learning

- 1.40. As set out in the action plan, there is a large potential for mutual learning in a number of sectors including heritage, Antarctic and Southern Ocean, agriculture, medical science and the arts.

Criteria vii: Humanitarian Support / Capacity Building

- 1.41. Not applicable

Criteria viii: Human and Financial Resources to Support the Relationship

- 1.42. Given the scale of some of the potential projects between Xi'an and Hobart, it is felt that more support and or funding in Xi'an and more resources at the City of Hobart or in partner organisations would be required to drive some of these opportunities.

Criteria ix: Political Ramifications Stemming from the Relationship

- 1.43. There are varying opinions relating to a number of aspects of China's domestic and foreign policies. The [Federal approach](#) to relations with China is understandably complex but a key principle is:

"...though both sides acknowledge that Australia and China have different histories, societies and political systems, as well as differences of view on some important issues. Both Australia and China are committed to constructively managing differences if and when they arise."

It is suggested that the City of Hobart follow that lead and commit to dealing with potential cultural differences as they arise, rather than stepping away. The number of Hobart community members born in China is second only to the UK and it is possible that it will surpass the UK in the 2021 census. It is therefore important that the City of Hobart continues to foster relationships with Chinese cities. This breeds mutual understanding and opportunity and is a respectful message to Hobart's community.

Conclusion (Xi'an)

- 1.44. Although the Xi'an – Hobart relationship has a great deal of potential, it is also relatively inactive with no identifiable local community support and little drive to date from Xi'an to deliver projects.
- 1.45. A delegation did travel to Xi'an in September to discuss the future of the relationship and Mr Qiang Sheng – Director General of the Foreign Affairs Office of the Xi'an Municipal People's Government expressed the desire to reinvigorate the relationship. Director General Qiang suggested that Xi'an travel to Hobart to reaffirm the relationship in 2020. Discussions are being had with Xi'an currently about when this visit might take place. It is proposed that the City expresses the desire to further discuss the relationship face to face before any reaffirmation takes place.

Fuzhou

- 1.46. Hobart was first contacted by Fuzhou in May 2014 inviting a delegation to Fuzhou to investigate a potential relationship. The Tasmanian Government was supportive of this relationship given the 38 year sister state relationship between Tasmania and Fujian (of which Fuzhou is the capital city).
- 1.47. After a long period of investigation, a friendship city agreement was signed between Fuzhou and Hobart in January 2017 (**Attachment I**).
- 1.48. The number of visits to and from Fuzhou are as follows:
- 2014 (July): A delegation was welcomed to Hobart from Fuzhou as part of a Tasmania / Fujian state to state visit.
 - 2014 (September): A delegation including the Deputy Mayor visited Hobart from Fuzhou.
 - 2015: The Lord Mayor of Hobart visited Fuzhou.
 - 2016: A delegation from Fuzhou visited Hobart (28 people).
 - 2017: The Deputy Lord Mayor of Hobart visited Fuzhou in conjunction with the TSO and to sign a friendship city agreement.
 - 2018 (October): A delegation from Fuzhou visited Hobart on invitation from the Tasmanian Government.
 - 2018 (December): An officer from Hobart visited Fuzhou to attend a series of seminars for Fuzhou's friendship cities.
 - 2019 (February): A delegation from Fuzhou visited Hobart to investigate the Australian Wooden Boat Festival.
 - 2019 (June): A Dragon Boat team from Greater Hobart travelled to Fuzhou to take part in a dragon boat festival.
 - 2019 (September): A Hobart based youth soccer team travelled to Fuzhou to take part in a sister city soccer tournament.

Criteria i: Clear Identification of Outcomes

- 1.49. The friendship city agreement identifies areas for collaboration but does not explicitly set desired outcomes. The City of Hobart uses the International Relations Action Plan to articulate and measure outcomes.

Criteria ii: Assist Council in Achieving its Strategic Goals

- 1.50. In terms of strategic fit, as with the other international relationships this is articulated in section 1.5.

Criteria iii: Creates Value (Economic, Education, Tourism) and Criteria iv:
Creates Value (Community)

- 1.51. As was the case with Xi'an, it became apparent that other tiers of government were positioned to offer support to businesses looking to trade with China. The value created by the Council has been via educational and cultural exchange. The following positive events are noted from the Fuzhou relationship:
- Upon signing the friendship city agreement, the Fuzhou Foreign and Overseas Affairs Office permitted a member of their team to work with the Hobart Economic Development Unit for a period of six months. The officer in question has been the contact in Fuzhou since 2014. This experience was hugely useful in understanding cultural differences more clearly and specifically understanding how this manifested in the two Council teams trying to work together for the benefit of their communities.
 - November 2016 – A Delegation travelled from Fuzhou comprising 5 government officials, 11 top cultural performers and 12 businesses. A free performance was staged on Parliament lawns and the City worked with the Tasmanian Government to arrange a number of business meetings.
 - The friendship city agreement was signed in Fuzhou in January 2017 to coincide with the TSO performing in Fuzhou.
 - In August 2017 Fuzhou No. 18 Middle School visited St Mary's College to discuss the potential of a sister school agreement. In August 2018 this agreement was signed in Fuzhou.
 - A delegation focussed on education visited Hobart in October 2017 to discuss a renewed relationship with the University of Tasmania. Although there is no formal university to university relationship, it must be noted that there are currently 34 students from the Fujian Province studying at UTAS representing a spend of over \$723,000 in the local economy.
 - November 2018 - An officer from the City travelled to Hobart to take part in a series of seminars for Fuzhou's friendship cities. A number of projects were advanced during this time.
 - February 2019 – A small delegation visited Hobart to understand the Australian Wooden Boat Festival and discuss with the organisers the potential of being the country of focus in 2019 or 2021.
 - June 2019 – 14 Greater Hobart dragon boaters travelled to Fuzhou to take part in a dragon boat festival. Local expenses were provided by the Fuzhou Sports Bureau.

- September 2019 – 13 U15 South Hobart Football Club (SHFC) members plus coaching staff travelled to Fuzhou in September 2019 to take part in a friendship city soccer tournament. Local expenses were provided by the Fuzhou Sports Bureau. It is anticipated that SHFC will welcome a Fuzhou team back to Hobart in 2020.

Criteria v: Community Support

- 1.52. Fuzhou unlike Xi'an has a local champion who supports the Fuzhou-Hobart relationship. Mr Jason Xu was a student at Minjiang University (Fuzhou) who travelled to Hobart as part of a collaboration between Minjiang University and UTAS. He is the Executive Chairman of the Australia Fujian Association (Tasmania) which is a not for profit organisation that seeks to aid the development of relationships between Australia and the Fujian Province. Jason travels to Fuzhou on a regular basis and has provided support to in and outbound delegations as well as through the association by staging community events to mark significant dates in the Chinese calendar.

Criteria vi: Potential for Mutual Learning

- 1.53. There is potential to be realised in terms of mutual learning through exchanges and information sharing. Fuzhou is particularly interested in expanding their knowledge in the marine sector (through UTAS), not to mention sharing knowledge on smart city technology and practices.

Criteria vii: Humanitarian Support / Capacity Building

- 1.54. Not applicable

Criteria viii: Human and Financial Resources to Support the Relationship

- 1.55. Given support from the local community and from the Fuzhou government it is felt that it is within the resources of the City of Hobart to maintain this relationship.

Criteria ix: Political Ramifications Stemming from the Relationship

- 1.56. See section 1.43 relating to political ramifications of having relationships with cities in China.

Conclusion (Fuzhou)

- 1.57. The relationship with Fuzhou is active and the municipal government in Fuzhou dedicates many resources to its maintenance. A number of connections are active between Fuzhou and Hobart via schools and sporting clubs. There is also community support for the relationship in Hobart. It is therefore proposed that the relationship be maintained.

Balibó

- 1.58. The City of Hobart on 23 April 2018 resolved inter alia to commit to a long term relationship with the village of Balibó (in Timor-Leste). Officers were asked to consider potential projects that could be delivered in partnership with the Hobart community and the community of Balibó.
- 1.59. On 3 June 2019 details of a project based on the education of children in the environmental impact of plastics and the distribution of re-usable drinking vessels was presented to the Council. The following was resolved:

That the Council note the proposed project for the village of Balibó in Timor-Leste, as outlined in the report marked as item 6.1 of the Open Economic Development and Communications Committee agenda of 23 May 2019, and a detailed report on the costs and implementation of the project be provided to the Council for consideration.

A report with further details relating to project costs and implementation will be brought to EDCC on the same day as this report.

- 1.60. To date, the City has travelled to Balibó once (January 2018). Although not Balibó specific, veterans from Timor-Leste commonly take part in the City's annual Anzac events. The State also receives rural workers from Timor-Leste as part of Australia's Seasonal Worker Program. Last season 214 workers took part and this season over 300 are expected.

Criteria i: Clear Identification of Outcomes

- 1.61. Council's main driver for investigating a relationship in the Asia-Pacific region has been community development. The outcomes from the proposed project are a reduction in single use plastic use at schools in Balibó and engagement of Hobart schools in the project.

Criteria ii: Assist Council in Achieving its Strategic Goals

- 1.62. In terms of strategic fit, as with the other international relationships this is articulated in section 1.5.

Additionally, given the different nature of this relationship, the following goal from the 2019 – 2029 strategic plan is also relevant:

2.3.8 Enhance relationships with educational institutions and community-based organisations.

Criteria iii: Creates Value (Economic, Education, Tourism) and Criteria iv: Creates Value (Community)

- 1.63. It is anticipated that the project will create value in the area of education as a key element is to educate children on the damage plastic does to the environment.
- 1.64. Timor-Leste is also at a pivotal point in its development where investigations are being conducted about how to create different levels of governance including local government. The City of Hobart has a long history of local governance (nearly 170 years) and so it is likely information could be provided to assist Timor-Leste and specifically Balibó.
- 1.65. The City has welcomed Timorese veterans to take part in ANZAC day events for many years. In both 2018 and 2019 these veterans and advisors were very interested to learn about kunanyi / Mt Wellington and other bushland areas from a tourism and track care perspective. Balibó is a mountainous region with the potential for a number of tracks. It is felt that the City could assist with sharing knowledge about track development and maintenance.
- 1.66. The proposed project to be investigated further with Balibó relating to reducing single use plastic use involves the provision of a steel water bottle to every involved student alongside an education program. As part of the delivery model, local Hobart schools would be involved and connected with the Balibó schools. Hobart students would purchase a bottle for themselves which in turn would provide a bottle in Balibó. It is anticipated that these will create value for the Hobart students involved as they connect with students in Balibó and learn about their lives, culture and country.

Criteria v: Community Support

- 1.67. There are many links between Hobart and Timor-Leste, some originating as far back as 1942.

In 1942, the Australian Government as part of the Imperial Forces sent the 2/2 Independent Company (with a strong recruitment of Tasmanian based soldiers in the 2/40 Battalion "Sparrow Force") to Portuguese Timor to defend airfields from Japanese occupation during World War Two.

This unit with the strong support and close friendship of the Timorese people held the Japanese for three years. This friendship was forged in courage and loyalty and at a great cost of lives from the Timorese (70,000) to achieve the eventual security of both countries.

- 1.68. The Hobart East Timor Committee (HETC) - now the Timor-Leste Friendship Network similarly took action to defend the independence of East Timor when Indonesia invaded East Timor in 1975 and occupied the country for 23 years. The HETC actions engaged the Australian Government and political leaders to defend and restore

independence to a nation and people who had historically defended Australia's security and independence.

- 1.69. The Timor-Leste Friendship Network is a key organisation in Tasmania and one that asked the Council to consider a relationship with the village of Balibó. This organisation would be supportive of the relationship and any projects going forward.
- 1.70. Additionally, Tasmania is fortunate to have an Honorary Consul for Timor-Leste (Dr Nitin Verma). Dr Verma established an eye clinic in Timor-Leste nearly 20 years ago. This has been very successful, with Timorese eye surgeons and nurses now largely running the clinic. Dr Verma is a key support to the City and accompanied the first delegation to Timor-Leste in January 2018.
- 1.71. A number of other organisations are also interested in supporting a relationship with Balibó, these include GHD consultancy, the Crawford Fund, the Balibó House Trust and Bottle 4 Botol.
- 1.72. Other organisations and schools in Tasmania with links in Timor-Leste are the Rotary Club of North Hobart, Rotary Club of George Town, St James Catholic College (Cygnet), Mackillop College, Sacred Heart College, Scotch Oakburn College and Fahan School.

Criteria vi: Potential for Mutual Learning

- 1.73. As mentioned, there are opportunities for Hobart to provide information relating to the environment, tourism, infrastructure and governance. It is also anticipated that the Timorese people will share their skills and knowledge in many areas including creative arts and cuisine.

Criteria vii: Humanitarian Support / Capacity Building

- 1.74. Of all of the City's international relationships, this criteria is the strongest for Balibó. As mentioned, there are skills within the Council that could prove useful in Balibó.

Criteria viii: Human and Financial Resources to Support the Relationship

- 1.75. Given limitations in communications, of all of the relationships, regular visits to Balibó would be the most necessary and would need to be budgeted for. Fortunately, there are a number of organisations such as the Crawford Fund and particularly the Balibó House Trust who have partners / representatives that travel to Balibó regularly or are there for long periods of time. These organisations have been identified as project supporters and their on the ground knowledge and presence will be vital in the success of any projects in Balibó.

Criteria ix: Political Ramifications Stemming from the Relationship

- 1.76. On 6 March 2018, an agreement was signed between Australia and Timor-Leste settling a long term dispute over maritime boundaries. This marked a new chapter in bi-lateral relations formalised by a joint communique signed by Australia's then Minister of Foreign Affairs and Timor-Leste's Minister of Foreign Affairs and Trade <https://dfat.gov.au/geo/timor-leste/Pages/timor-leste.aspx>. A local level friendship between Hobart and Balibó further reinforces the Federal position when it comes to Australia and Timor-Leste.

Conclusion (Balibó)

- 1.77. The Council recently resolved to commit to a long term relationship with Balibó (April 2018). The relationship is therefore in early development with much potential to generate value in education, community development, knowledge and cultural exchange. There is strong support for the relationship via the Honorary Consul Dr Nitin Verma and the Timor-Leste Friendship Network. For these reasons, it is proposed that the Council continue to develop this relationship.



OFFICE OF THE DEPUTY VICE-CHANCELLOR (GLOBAL)

6th November 2019

Community Life - City of Hobart
16 Elizabeth Street
Hobart, Tasmania 7000

To Whom It May Concern;

Re: Support for the Hobart City Council's Sister City Relationship with Xi'an

We understand the Hobart City Council's 'Sister City' relationship with Xi'an, People's Republic of China (PRC) is currently being reviewed and write in support of this valued and strategic friendship with Xi'an.

Xi'an is the former capital of ancient China and is widely recognised as a cultural centre of China. We see many correlations to the vibrant arts and culture scene Hobart today enjoys. For the University, we see Xi'an as the right place for our own cultural effort, and is the place we are looking to for building relationships for our Conservatorium of Music.

We are actively building a cultural partnership with Xi'an Conservatory of Music (XACM). The importance of this relationship is amplified by President Xi Jinping's linkage to Xi'an as his home town and his wife's appointment to the XACM as a research supervisor. Our goal is to make Xi'an the University's locus for cultural and creative collaboration.

The University has a long-held partnership in Xi'an with the Xi'an University of Science and Technology (XUST), focussing on engineering. This partnership is developing to expand into new disciplinary areas, particularly business fields such as finance, marketing and entrepreneurialism. We pursue joint-research opportunities and are developing PhD programs which will draw high-quality students for Doctoral studies in Hobart.

The University is exploring the creation of a Sister City Scholarship, targeted to students from partner institutions in Xi'an. We would hope that the Hobart City Council, and in particular the Lord Mayor, may be available to engage with this initiative e.g. a presentation for these scholarship recipients annually.

Accordingly, our connections to and relationship with Xi'an is set to greatly deepen. The significance of this geographic location is not only the synergy in history and culture, it is also a region of investment for the PRC. While Fujian was a key region for Chinese investment in the early 2000's, the emphasis for government investment has shifted and Xi'an is now a focus, and offers potential for development of our internationalisation agenda.

The Sister City relationship to Hobart is unique and valued by both UTAS and our partner universities.

Yours sincerely,

A handwritten signature in black ink, appearing to read "Rob Wilson".

Mr Rob Wilson
Deputy Vice-Chancellor (Global)
University of Tasmania

Global Engagement Office
Global Division

The University of Tasmania
2 Churchill Avenue
Sandy Bay TASMANIA
AUSTRALIA 7005

E: GlobalPartnerships@utas.edu.au
ABN 30 764 374 782 / CRICOS 00586B

utas.edu.au

Declaration of Sister City Relationship
BetweenThe City of Hobart
Tasmania
AustraliaThe City of Yaitzu
Shizuoka Prefecture
Japan

THE City of Hobart, in the State of Tasmania, Australia, and the City of Yaitzu in the Shizuoka Prefecture, Japan, do by this Declaration establish a Sister City Relationship.

This action is taken on behalf of the citizens of the two Cities, in recognition of their desire to contribute towards the growth of understanding and co-operation between the peoples of all Cities and all Nations.

It is our fervent wish that the particular friendship of the two Cities will be a lasting one, and the development of the benefits to be derived from closer cultural and personal exchanges, will be a positive step in the furtherance of mutual goodwill between the two Countries.

In witness whereof the common seal of the Lord Mayor, Aldermen and Citizens of the City of Hobart was herewith affixed this 17th day of February 1977

Signed by the Mayor of Yaitzu City this 17th day of February 1977


Lord Mayor
Town Clerk
Mayor

Overarching Goal:

Relevant and effective international relationships contribute to the growth of Hobart and its community.

Outcome	Actions	Measure / Reporting
1. Knowledge – <i>Hobart has used its friendship city relationships and potential international contacts to increase knowledge and learning for the benefit of its community.</i>	1.1. Maintain an active program of communication and visits with Hobart's existing sister cities of Yaizu and L'Aquila.	Council considers relationships to be active.
	1.1.1 Open discussions with L'Aquila and the Abruzzese Association with regards to the existing sister city arrangement between Hobart and L'Aquila and ongoing intentions.	Discussions commence and reported in annual update to Economic Development and Communications Committee (EDCC).
	1.2 Maintain an active program of communication and visits with Hobart's existing friendship city (Xi'an) and soon to be friendship city (Fuzhou) for the five year terms of the relationships.	Council considers relationships to be active.
	1.3. Commit to undertaking sister / friendship city visits at least every two years, or as appropriate where the city makes an equivalent commitment.	Sister / friendship city visits undertaken, economic and cultural value measured (actions 2.1 and 3.1) presented to EDCC in annual update.

**All reporting to be done to Economic Development and Communications Committee as part of an annual update report, or more frequently if required.*

***Different usage of the terms 'friendship' and 'sister' city reflect only historical trends and international preferences, not differing levels of commitment.*

Outcome	Actions	Measure / Reporting
	<p>1.4. Participate in international activities that will provide opportunities for the Council to gain knowledge for the benefit of the City.</p> <p>1.4.1. Consider participation in the biennial World Cities Summit and associated Mayors' Forum in Singapore.</p> <p>1.4.2. Investigate and resolve whether to lead the re-establishment of the Antarctic Gateways Cities Group of Hobart, Christchurch, Ushuaia, Punta Arenas and Cape Town for the purpose of sharing information.</p> <p>1.5. Develop agreed actions with government, education and business sectors on specific outcomes required from existing and potential relationships.</p> <p>1.5.1. Develop and implement an agreed plan with the State Government as to the City's role in supporting State Government policy outcomes in existing and future international trade.</p> <p>1.5.2. Develop and implement an agreed plan with UTAS as to the City's role in supporting UTAS's existing and future international growth.</p>	<p>Council decision to be made.</p> <p>Council decision to be made.</p> <p>Plans finalised and implementation commenced (1.5.1 and 1.5.2). Report to EDCC as part of annual update.</p>

**All reporting to be done to Economic Development and Communications Committee as part of an annual update report, or more frequently if required.*

***Different usage of the terms 'friendship' and 'sister' city reflect only historical trends and international preferences, not differing levels of commitment.*

Outcome	Actions	Measure / Reporting
2. Cultural – <i>Hobart has sought to enrich its community through cultural exchange and connection</i>	2.1. Measure the cultural value of international relationships annually and report to the Economic Development and Communications Committee.	Number of cultural events hosted / facilitated relating to the friendship city (e.g. Art exhibition, stand at the Taste of Tasmania etc). Number of school, college, university student / teacher exchanges between Hobart and friendship city. Level of activity of local sister city committees and their engagement with activities. Number of delegations sent to and received from the friendship city.
	2.2. Understand the culturally important aspects of Hobart's sister / friendship cities and seek to promote them in Hobart.	Report on 2.2.1-2.2.3 to EDCC annually.
	2.2.1. Encourage and facilitate the involvement of the sister / friendship city local community to stage activities in collaboration with existing events such as Festa Italia or the Australian Wooden Boat Festival that promote aspects of their city's culture and life to Hobart and Tasmania	
	2.2.2. Promote local community involvement in sister / friendship city activities through relevant associations and community groups.	
	2.2.3. Seek to investigate options for developing and sustaining international relationships via social media channels, expatriate networks and other	

**All reporting to be done to Economic Development and Communications Committee as part of an annual update report, or more frequently if required.*

***Different usage of the terms 'friendship' and 'sister' city reflect only historical trends and international preferences, not differing levels of commitment.*

Outcome	Actions	Measure / Reporting
	<p>appropriate methods, as a means of increasing knowledge and reinforcing relationships between visits</p> <p>2.3. Actively engage with UTAS to understand its Global engagement aspirations.</p> <p>2.3.1. Develop and implement an agreed plan with UTAS as to the City's role in supporting UTAS's existing and future international growth.</p>	Plan developed and implemented.
3. Economic – <i>Hobart has grown the number of economic outcomes achieved from its sister / friendship cities and international relationships</i>	3.1. Measure the economic value of international relationships annually and report to the Economic Development and Communications Committee.	<p>Number local businesses assisted by the City of Hobart to cater for Chinese visitors.</p> <p>Number of business referrals / introductions through the Xi'an and Fuzhou government to Hobart / Tasmanian businesses.</p> <p>Number of business referrals / introductions through the State Government and the City of Hobart to Xi'an and Fuzhou based businesses.</p> <p>Development of specific investor marketing material for overseas investors.</p> <p>Development of international student marketing materials in partnership with educational institutions such as UTAS and TasTAFE.</p> <p>Visitor numbers from sister /friendship cities (and associated spend).</p> <p>Student numbers from sister / friendship cities (and associated spend).</p>

**All reporting to be done to Economic Development and Communications Committee as part of an annual update report, or more frequently if required.*

***Different usage of the terms 'friendship' and 'sister' city reflect only historical trends and international preferences, not differing levels of commitment.*

Outcome	Actions	Measure / Reporting
	<p>3.2. Understand the State Government's policy position on international relations and trade and seek, so far as appropriate, to actively support this.</p> <p>3.2.1. Develop and implement an agreed plan with the State Government as to the City's role in supporting State Government policy outcomes in existing and future international trade.</p> <p>3.2.2. Participate in State Government trade missions where potential value to the City of Hobart is likely in the short, medium or long term.</p> <p>3.3. Hold an annual forum with Hobart's key business leaders to discuss opportunities for Hobart, overseas.</p> <p>3.4. Actively discuss and explore economic opportunities with the City of Xi'an, China based on the action plan attached to the Friendship City Agreement.</p> <p>3.5. Actively discuss and explore economic opportunities with the City of Fuzhou, China.</p> <p>3.6. Engage with Business Events Tasmania and relevant groups in the bidding for and hosting of international events and conferences.</p>	<p>Plan developed and implemented.</p> <p>Economic value (as per 3.1 measured and reported annually).</p> <p>Forum held and feedback from participants measured.</p> <p>Economic value reported (3.1).</p> <p>Economic value reported (3.1).</p> <p>Number of international event bids won.</p>

**All reporting to be done to Economic Development and Communications Committee as part of an annual update report, or more frequently if required.*

***Different usage of the terms 'friendship' and 'sister' city reflect only historical trends and international preferences, not differing levels of commitment.*

Outcome	Actions	Measure / Reporting
	<p>3.7. Actively engage with UTAS to understand its Global engagement aspirations.</p> <p>3.7.1. Develop and implement an agreed plan with UTAS as to the City's role in supporting UTAS's existing and future international growth.</p>	Plan finalised and implemented – number of economic outcomes achieved (3.1).
4. Civic – <i>the City has utilised its status as the Capital City to advance Hobart and Tasmania's international standing.</i>	<p>4.1. Continue to hold the annual Antarctic opening of the season reception and seek to broaden the international participation in it.</p> <p>4.2. Host Civic receptions that will advance the City and State's international brand, particularly through the State Government priority sectors of:</p> <ul style="list-style-type: none"> a) Education; b) Tourism; c) Antarctic and Southern Oceans; d) Agriculture; and e) Aquaculture. 	<p>Reception held and participant numbers together with stakeholder feedback.</p> <p>Number of receptions held, participant and stakeholder feedback.</p>
5. New Opportunities – <i>the City has sought out and responded to opportunities to expand diverse international relationships.</i>	5.1. Develop on an annual basis for the Council's consideration a list of relevant cities that could be considered for future strategic relationships (these could be friendship city or a lesser commitment such as project based cooperative agreements).	Report to Council for all decisions relating to new opportunities (5.1-5.5) using Council policy 5.14.01 – <i>Guidelines for Future International Relations</i> for criteria.

**All reporting to be done to Economic Development and Communications Committee as part of an annual update report, or more frequently if required.*

***Different usage of the terms 'friendship' and 'sister' city reflect only historical trends and international preferences, not differing levels of commitment.*

Outcome	Actions	Measure / Reporting
	<p>5.2. Commence investigations into a community development based relationship with a city in the Asia Pacific region.</p> <p>5.3. Commence investigations into a relationship with one or more of the Antarctic Gateway cities of Cape Town, Punta Arenas and Ushuaia.</p> <p>5.4. Commence investigations into relationships with international cities with distinct similarities / very strong learning opportunities e.g. Portland, U.S.A.</p> <p>5.5. Before agreeing to new sister / friendship city or strategic relationship, undertake a minimum 12 month period of investigation and knowledge gathering into potential linkages with Hobart, based on the criteria set out on Council policy 5.14.01.</p>	

**All reporting to be done to Economic Development and Communications Committee as part of an annual update report, or more frequently if required.*

***Different usage of the terms 'friendship' and 'sister' city reflect only historical trends and international preferences, not differing levels of commitment.*



1/11

ASSOCIAZIONE ABRUZZESE

HOBART, TASMANIA, AUSTRALIA

Telephone: (002)

President:

Secretary:

Treasurer:

G.P.O. BOX 335 D,
HOBART, TAS. 7001

The Lord Mayor, the citizens of Hobart and citizens of Aquila,

We recognize the importance of the relationship of friendship and understanding that can develop with the common reference point being the traditions and cultures introduced in the nation of Australia by the abruzzese community which has established a strong presence in the city of Hobart.

We recognize the numerous analogies which make the capital of Tasmania and that of Abruzzo twocities similar in many aspects. The richness of their ancestry, historical and cultural, the traditions of innovative high level education, our respective systems of protecting the environment, our openness towards other cultures and rapport with different nationalities, our willingness to interchange goods services and values as can be witnessed traditions of Salamanca market and Piazza Duomo, the willingness to accept modern life in the face of old values inherited from the past.

We wish to establish a collaborative permanent relationship supported by the initiative and foresight of the Abruzzese Association of Hobart; we aspire to unite with each other in a sister city pact which will offer the communities of Hobart and Aquila and the general population of Tasmania and Abruzzo an interest in achieving a positive future for the next generation in a world free of intolerance and with more understanding of all peoples of all nations.

The areas we have identified of possible collaboration are:

- a) Supporting programs of student exchange for students doing language studies - for students of Italian and Italian culture and students of English and Australian culture. Trusting that there will be a participation of respective universities and also the availability of respective families of the respective communities.
- b) Supporting exchanges in the areas of music, theatre, painting and sculpture and traditional and contemporary theatre.
- c) Promotion of exchanges in the fields of technology in particular in the fields of food processing, environment protection and communication.
- d) Promoting tourism and historic and anthropological work to develop the understanding of each community.

1/P2

The City of L'Aquila with the support of the Abruzzo Region, will seek the involvement of various towns of the Region, beginning with the towns of Colonnella, Guardiagrele, and Ortona who have supported this initiative of collaboration. The City will also seek the involvement of the Parco Scientifico d'Abruzzo, the University of Abruzzo and other Regional universities, business groups, and artistic groups.

The Hobart City Council intends to make available the various institutions and organizations which within their relative areas will promote the vitality and creativity of each others communities, recognizing the primary role of the Abruzzi Association of Hobart.

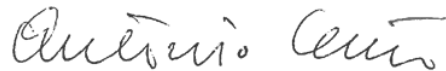
The two Cities will take this memorandum of understanding back to their respective councils and seek its ratification to further the proposal as outlined above.

The region of Abruzzo wishes to express (through the delegate of the President) their readiness to recognize this document as a significant tool towards the implementation of policies in the area of cultural relations.


John Freeman
Lord Mayor of Hobart



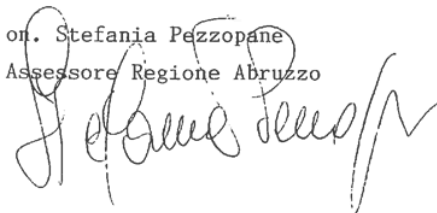
Antonio Centi
Sindaco dell'Aquila



Nicola Ranalli
President Associazione Abruzzese



on. Stefania Pezzopane
Assessore Regione Abruzzo





LORD MAYOR'S OFFICE
TOWN HALL
HOBART
TASMANIA

His Worship the Mayor of Comune Dell'Aquila
The Honourable Antonio Centi
Piazza Palazzo 19
67100
L'AQUILA
ITALY

Your Worship, *Mrs. Antonio,*

Thank you very much for your of 10th December, 1997.

Our Council has also ratified the Memorandum of Understanding and I look forward to us being able to undertake a formal association in March of next year. There will be at least three other Alderman coming as part of the delegation, two of whom will be accompanied by their wives, there may be more, but I am certain of that number. I would be grateful to hear from you on the proposed dates for the ceremony, so that people will be able to confirm travel arrangements, as a number of them wish to stay on in Italy for a holiday after the ceremony.

Once again I am very pleased that this has come to a successful conclusion.

With my best wishes.

Yours sincerely,

Alderman Dr. J.W. Freeman
LORD MAYOR

Thursday 18th December, 1997

13-2-22
14-5-24

003

017877

10/12 '97 16:55 FAX 086264031

GABINETTO-SINDAC

001

Comune dell'Aquila		SF97B 133
Gabinetto del Sindaco	Office of the Mayor	
Piazza Palazzo 19 - 67100 L'Aquila	Piazza Palazzo 19 - 67100 L'Aquila (Italy)	
Tel 0862.410346	Tel +39.862.410346	
Fax 0862.64031	Fax +39.862.64031	
MESSAGGIO FAX		FAX MESSAGE

Numero Telefax Destinatario - Destination Telefax Number

Data - Date

December 10, 1997

Pagine trasmesse (compresa la presente) - Number of pages (including cover sheet)

1

to Dr John Freeman, Lord Mayor of Hobart

0061.3.62369351

to Mr Nicola Ranalli, President of Associazione Abruzzese, Hobart

0061.3.6224 4123

I am pleased to advise you that our City Council at its meeting held on December 5 resolved to ratify the Memorandum of Understanding which was signed on October 1997 with the City of Hobart and the Associazione Abruzzese.

It's our aim to held a solemn ceremony in L'Aquila on next March for the signature of our operative agreement. I hope you can stay in touch with this idea. Then, we can prepare our proposals for the stay in our City of the delegation from Hobart.

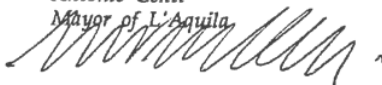
According to the Memorandum of Understanding, in the meanwhile we will continue to work in order to finalize the first steps of our cooperation.

I look forward to ear from you.

With my best wishes.

Yours sincerely

Antonio Centi
Mayor of L'Aquila



Preghiamo telefonare subito (0862.410346)
se la trasmissione è imperfetta oppure se
qualche foglio non è stato ricevuto. Grazie.

If this transmission is unclear or certain sheets
have not been received, please telephone at
the +39.862.410346 immediately. Thank you.

Open Council (2) 26
27/10/97POLICY AND INTERGOVERNMENT

32. SISTER CITY RELATIONSHIP - CITY OF L'ACQUILA, ITALY - 14-5-20
Ref. Special Open PIC 1, 21/10/97

- That:
1. Council endorse the Memorandum of Understanding between the Hobart City Council and the City of L'Acquila, Italy.
 2. The establishment of a sister city relationship with the City of L'Acquila, Italy be ~~further progressed.~~
agreed to.

- ~~33. PROPOSED PUBLIC HEALTH LEGISLATION - 16-9-1
Ref. Special Open PIC 2, 21/10/97~~

~~That the Government be advised that in its current format the proposed Public Health Legislation is unacceptable to the Council due to its unnecessarily prescriptive nature and likely cost imposts, and that the matter be the subject of further urgent negotiations with local government.~~

*That the recommendation be adopted
as amended by the deletion of the words
'further progressed' from part 2 and
substitution therefore of the words
'agreed to'.*

p/A

COUNCIL

APPROVED

27/10/97

SPECIAL POLICY AND INTERGOVERNMENT COMMITTEE (OPEN)

Lord Mayor
Aldermen
Bonham
Fisher
Kennedy
Hurburgh
Archer
Haigh
Zucco
Valentine
Malcolm
Briscoe
Warwick

Special Policy and Intergovernment Committee (Open) - 21st
October 1997 at 4.15 p.m. in the Lady Osborne Room.

PRESENT:

APOLOGIES:

LEAVE OF ABSENCE:

1. **SISTER CITY RELATIONSHIP - CITY OF L'ACQUILA, ITALY - 14-8-24**
2x's *14-5-24 v 14 E H. Salisbury 26-7-97*

Attachment 1/P1-2

- Memorandum of
Understanding

The General Manager reports:

'The Lord Mayor will report on the progress in formalising a sister city relationship with the city of L'Acquila, Italy'.

DELEGATION: Council

- That:
1. Council endorse the Memorandum of Understanding between the Hobart City Council and the City of L'Acquila, Italy.
 2. The establishment of a sister city relationship with the City of L'Acquila, Italy be further progressed.

Policy and
Intergovernment

Approved

22/11/97

CL

**AGREEMENT BETWEEN CITY OF HOBART, STATE OF
TASMANIA, THE COMMONWEALTH OF AUSTRALIA AND
CITY OF XI'AN, SHAANXI PROVINCE, THE PEOPLE'S
REPUBLIC OF CHINA ON THE ESTABLISHMENT OF A
FRIENDSHIP CITY RELATIONSHIP**

In accordance with the principles of the Joint Communiqué on the establishment of diplomatic relations between the Commonwealth of Australia and the People's Republic of China, the City of Hobart and the City of Xi'an have reached an agreement on the establishment of a friendship city relationship.

The City of Hobart and the City of Xi'an aim to work towards promoting mutual understanding and develop friendly cooperation between the two peoples to bring long term economic, social and cultural benefits to both sides.

On the basis of equality and mutual benefit, the two sides agree to commit to promoting people-to-people exchange, strengthen business and economic opportunities and carry out exchange, engagement and cooperation in the areas but not limiting to science and technology, culture, sports, health, education, research and tourism.



Regular contacts shall be maintained between the leaders and relevant departments of the two sides to facilitate consultations on the exchanges and cooperation as well as matters of common concern.

This Agreement is done in Chinese and English as both language versions are equally authentic. The agreement shall come into force from the date of signing.

This Agreement will be valid for five years. Upon expiration, both sides agree to review the documentation.

Lord Mayor
City of Hobart
State of Tasmania
The Commonwealth of Australia

Senior Vice-Mayor
City of Xi'an
Shaanxi Province
The People's Republic of China



Date signed: March 29, 2015 Xi'an

中华人民共和国陕西省西安市与澳大利亚 联邦塔斯马尼亚州霍巴特市 建立友好城市关系协议书

根据澳大利亚联邦和中华人民共和国两国建交（公报）原则，霍巴特市和西安市同意建立友好城市关系。

霍巴特市和西安市旨在推动双方理解，并在两市人民间开展友好合作，以此为两市带来长期的经济、社会和文化效益。

根据平等互利的原则，双方同意促进人文交流、为经济和企业合作创造机会，并开展科技、文化、体育、卫生、教育、研究及旅游等多领域的交流、交往与合作。


双方领导人和有关部门保持经常的联系，以便就双方交流与合作事宜及共同关心的问题协商。

本协议书用中文、英文两种文字写成。两种文本同等作准，并且自签字之日起生效。

本协议书有效期为五年。有效期满后，如无一方提出终止手续可顺延。

中华人民共和国
陕西省西安市
常务副市长

澳大利亚联邦
塔斯马尼亚州霍巴特市
市长



2015 年 3 月 29 日于西安市

Xi'an Hobart Friendship/Sister City Agreement – Strategic Action Plan

Aims and Objectives

The purpose of this strategic action plan is for the Cities of Xi'an and Hobart to identify practical outcomes and partnership opportunities with various stakeholders to strengthen the friendship/sister city relationship between the two cities.

In November 2014, the Cities of Xi'an and Hobart signed an official agreement in Hobart to establish a friendship/sister city relationship. Both cities agree this friendship/sister city relationship provides a platform to allow its people to exchange ideas, gain an international perspective and increase their understanding of the overall Australia China relationship.

Both cities believe this relationship will serve as a springboard and catalyst for new investment and knowledge-sharing opportunities, while also promoting tourism and inbound education. Through cultural, educational and sporting exchanges, the relationship helps to break down intercultural barriers by committing to promoting diversity, openness, tolerance and mutual understanding.

Both cities have enormous potential to be leading economic and cultural innovators in their respective countries. This friendship/sister city relationship provides a host of exciting opportunities with the potential to promote both cities as cities of regional and global significance.

This strategic action plan will provide a multilateral framework for cultivating economic and social growth across a host of trade, industry, business, cultural and education sectors.

By signing the official friendship/sister city agreement in November 2014, both cities have made a commitment to deliver on the action items of this strategy.

Introducing Xi'an

Known as Chang'an in ancient times, Xi'an is the cradle of Chinese civilization and culture. As the capital of Shaanxi Province, Xi'an serves as an important natural base for science and technology, education and industry, a central city in west China and a famed historical and cultural city.

Xi'an has 9 districts under its jurisdiction, namely Xincheng, Beilin, Lianhu, Yanta, Baqiao, Weiyang, Yanliang, Lintong and Chang'an, as well as 4 counties namely Lantian, Zhouzhi, Huxian and Gaoling (with 109 streets, 67 towns, 782 communities and 2991 administrative villages). 8 development zones have taken shape in Xi'an, namely, the National Xi'an High-tech Industries Development Zone, the National Xi'an Economic and Technological Development Zone, Yanliang National Aviation High-tech Industrial Base, Xi'an National Civil Aerospace Industrial Base, Qujiang New District, Chanhe&Bahe Rivers Ecological Zone, Xi'an International Trade & Logistics Zone, Xi'an Fengwei New Area. Xi'an covers an area of 10,108 km².

Out of 865 km² urban area under city planning, 395 km² main urban areas have been configured by the end of 2010. Guanzhong—Tianshui Economic Belt Development Plan

authorized by the State Council in June 2009 clearly stated: build Xi'an into an international metropolis with urban population of 10 million and main urban area of 800 km² by 2020.¹

Located in the Central Shaanxi Plain around the middle reach of Yellow River, Xi'an spans 204 km from east to west and 116 km from north to south. The average altitude is 424m, with the summit found in the 3,867-meter-high Mount Taibai in the southwest of Zhouzhi County. Situated in the temperate zone and featuring semi-humid monsoon climate, Xi'an has distinctive four seasons with rainfalls concentrated in hot season. The city experiences mild climate, sunshine and favorable natural environment. The annual temperature averages at 15.5°C, precipitation near 600 mm, humidity around 69.6% and sunlight adding up to 1,377 hours.²

Introducing Hobart

Hobart is a place of wonderful diversity that unites Tasmania's finest qualities in one beautiful city. Hobart has all the attributes of a thriving capital but is compact enough to offer a lifestyle that makes the elusive work-life balance a reality. The city has a wide range of public and private schools and still offers some of the best quality and most affordable housing in Australia.

It is a place of connected communities that enables easy access to city precincts and amenities. Life here is unhurried and friendly, inspiring and invigorating. Greater Hobart is home to around half the Tasmanian community, with a population of almost 215,000 people. The city has a robust commercial and professional centre and is a hub for many of Tasmania's major industries. Hobart is an international port and Australia's gateway to the Antarctic and is also a centre for innovative scientific and medical research. Recent and continuing development in the city has energised the CBD, in keeping with the long-term vision for the city's future.

Hobart is a city of opportunity, with exciting and continuing scope for investment and development.³

The Plan

The ongoing success of this friendship/sister city relationship requires close relationships between all key stakeholders at both sides such as government agencies, industry groups, small businesses, education providers and communities.

To achieve this, both cities have developed the following actions focusing on a number of key areas to underpin this strategic action plan:

Key areas

Education

Education in Xi'an

By the end of 2012, 46 higher education institutions with postgraduate qualifications have recruited 28,100 postgraduate students and have brought about 23,000 graduates. There

¹ General Office of Xi'an Municipal People's Government, *A survey of Xi'an*, 2013, pg. 18.

² *Ibid.*, pg. 19.

³ City of Hobart, *Investment Ready Prospectus*, pg. 3.

are 62 colleges and universities in Xi'an, recruiting 224,600 undergraduate and junior college students, with a total on-campus student number as large as 724,000.⁴

In 2012, there are 1,322 primary schools, 419 middle schools and 30 secondary vocational schools in Xi'an. The nine-year compulsory school enrolment rate reached 99.87%.⁵ Xi'an has 25 private higher education institutions with 237,300 on-campus students, 50 private middle schools with 75,200 students, 36 private primary schools with 46,400 students and 990 private kindergartens with 189,900 kids.⁶ In terms of adult education, Xi'an has 15 adult colleges with 159,800 on-campus students. 476,900 students in Xi'an have completed the training courses offered by 2048 vocational schools. 543,800 people have taken the training courses. The number of school facilities reached 9,900.⁷

Education in Hobart

There are 30 education providers in the City of Hobart, including primary, secondary and senior secondary schools; TAFE and the University of Tasmania (UTAS). Hobart hosts much of the state's tertiary sector and is the primary destination for international students. The education and training sector is Hobart's fourth largest sector by employment.⁸

Both cities commit to:

- Develop strategies to promote Hobart and Xi'an as an attractive destination for students to undertake undergraduate and postgraduate studies
- Encourage educational institutions in Xi'an and Hobart to establish friendship school relationships to foster greater exchange and understanding between its students and staff
- Provide a platform for key tertiary institutions to develop specific courses and student exchange programs between Xi'an and Hobart to gain knowledge of both cities and its opportunities

Tourism

Tourism in Xi'an

In 2012, total revenue generated from tourism amounted 65.439 billion yuan, up by 23.4%. The number of domestic tourists reached 78.63 million while that of overseas tourists amounted 1.1535 million, up by 20% and 15.1% respectively.⁹

Tourism in Hobart

Confidence in the growth of Hobart's tourism sector is evidenced by recent and proposed major developments in the city, including the completed Doherty Group's \$30 million, nine storey extension of Hadley's Hotel and development of the \$70m highly acclaimed MONA (Museum of Old and New Art). Other proposals include a new 4.5 star hotel with a rooftop bar overlooking the city, as part of the major Myer department store development, and ground is soon to be broken on a \$35m luxury hotel at Macquarie Wharf No 1 Shed. This

⁴ General Office of Xi'an Municipal People's Government, *A survey of Xi'an*, 2013, pg. 57.

⁵ *Ibid.*, pg. 59.

⁶ *Ibid.*, pg. 59.

⁷ *Ibid.*, pg. 59.

⁸ City of Hobart, *Investment Ready Prospectus*, pg. 12.

⁹ General Office of Xi'an Municipal People's Government, *A survey of Xi'an*, 2013, pg. 43.

will provide 93 rooms and a mixture of shops and restaurants on the ground floor of this waterside facility.

The now completed \$7 million redevelopment of Macquarie Wharf No 2 Shed is a dedicated facility for cruise and Antarctic activities which has served to enhance Hobart's tourism and Antarctic sectors and support the increase in cruise ship numbers to Hobart. This development provides flow-on economic benefits for port users, tourism and the greater Tasmanian community.

During the 2012-2013 cruise season, Hobart welcomed 45 cruise ships, carrying 91,000 passengers and crew, and bringing \$11.807 million in direct expenditure into Hobart¹⁰. This number continues to grow as Hobart and Tasmania become destinations of choice for the cruise market.

An \$200 million redevelopment of the Tasmanian Museum and Art Gallery (TMAG) will include new, world-class exhibition spaces to accommodate the existing TMAG collection and to enable the site to host major international touring exhibitions, ensuring an exciting and innovative exhibition program in the future.

Both cities commit to:

- Encourage the relevant tourism government agencies of both Xi'an and Hobart to develop specific advertising campaigns to promote both Xi'an and Hobart as holiday destinations to their respective peoples
- Explore opportunities to consider introducing direct flights from Hobart to Xi'an and Xi'an to Hobart
- Promote both Xi'an and Hobart as a desirable holiday destination through joint initiatives such as cultural and business exhibitions

Heritage protection

History of Xi'an

Xi'an has a rich and culturally significant history. The Lantian Man was discovered in 1963 in Lantian County, 50 km (31 mi) southeast of Xi'an, and dates back to at least 500,000 years before the present time. A 6,500-year old Banpo Neolithic village was discovered in 1954 on the outskirts of the city proper.

Xi'an (known as Chang'an), is one of the oldest cities in China with more than 3,100 years of history. It is one of the Four Great Ancient Capitals of China, having held the position under several of the most important dynasties in Chinese history, including Zhou, Qin, Han, Sui and Tang. Xi'an is the eastern terminus of the Silk Road and served as an important trading center and cultural point between the east, Central Asia, Middle East and Eastern Europe.

Due to its rich history, Xi'an invests numerous resources on an annual basis to preserve and protect relics, infrastructure and historical artefacts.

Hobart – supporting heritage

¹⁰ Source: Economic Impact Assessment of the Cruise Shipping Industry in Australia, 2013-14 by AEC Group.

The City of Hobart is the second oldest city in Australia, with a history woven through the eras of convict inhabitancy, maritime adventure, industrial development and Antarctic exploration set against the backdrop of a fiercely protected wilderness.

Hobart has some of the finest sandstone buildings remaining in Australia which include the Town Hall, Salamanca warehouses and the Theatre Royal, Australia's oldest theatre, bijou in scale but enormous in terms of antiquity and historic atmosphere.

Both cities commit to:

- Work with heritage related government and community groups to share ideas and initiatives through ongoing exchange and engagement

Research

Investment on science and technology in Xi'an

In 2012, 593 million yuan have been invested in science and technology, 71 million yuan more than that of 2011 with an increased by 13.6%, accounting for 1% of the general budget expenditure of Xi'an.¹¹

Health Research in Hobart

This sector is led by the world renowned Menzies Research Institute Tasmania, an institute of the University of Tasmania. Established in 1988, it has made significant research breakthroughs which include discovering the link between babies' sleeping position and sudden infant death syndrome and genetic markers linked to men's risk of developing prostate cancer.

Such discoveries have led to a significant investment of \$148m in creating the UTAS Medical Science Precinct, a world class medical research, clinical and education facility.

Facilities such as this explain why there are more scientists and researchers in Hobart per capita than in any other Australian city.

Antarctica and the Southern Ocean

Hobart is the hub of Australia's Antarctic program, the home of the Australian Antarctic Division (at Kingston) and is a world centre for many activities involving Antarctica and the Southern Ocean. The city is the closest point to east Antarctica and Hobart airport is the departure point for regular summer flights to the ice runway at Casey Station. Hobart has attracted internationally-recognised Antarctic and Southern Ocean research institutions and is home to several national and international Antarctic organisations. A number of Antarctic-related businesses also operate to provide services and support to the many Antarctic organisations based in the Greater Hobart area.¹²

Both cities commit to:

- Explore potential joint projects by providing a platform for scientists and research institutions in areas such as Antarctic and Southern Oceans (Hobart) and Aerospace

¹¹ General Office of Xi'an Municipal People's Government, *A survey of Xi'an*, 2013, pg 43.

¹² *ibid.*, pg. 12.

Science and Technology (Xi'an) to share research and ideas that leads to significant breakthroughs

- Encourage Xi'an and Hobart research institutions to organise exchange programs for greater collaboration partnerships in pursuit of research excellence that provides economic and community benefit for Xi'an and Hobart
- Explore agricultural research technology and initiatives in the production of clean and safe products to the benefit of both Xi'an and Hobart and their regions.

Economic and business

Attracting Foreign Investment and foreign trade to Xi'an

In 2012, 87 foreign direct investment projects were approved, contracting 3.603 billion USD. The actual use of foreign capital reached 2.478 billion USD, increased by 23.6%. 623 inward investment projects are currently under construction, with fully funded investment amount as much as 120.12 billion yuan. 438 of the projects are newly started, with contract investment amount as much as 390.072 billion yuan, fully funded of 69.27 billion yuan.

In 2012, foreign trade volume in Xi'an valued 13.014 billion USD, within which the self-supporting import and export volume totaled 9.986 billion USD, increased by 29.8%. Business outsourcing offshore export volume added up to 545 million USD, increased by 40.5%.¹³

Hobart – A city of development

The Hobart City Council actively supports appropriate development in Hobart through its Major Developments Assistance Policy. Under this policy, the Council assesses requests from developers for assistance or incentives for major city developments.

The Council will consider developments that are consistent with the strategic objectives outlined in the Hobart 2025 Strategic Framework, and the future vision for Hobart. Developments that provide long-term benefits to the city; offer opportunities and support a viable mix of businesses within Hobart; achieve good quality development and urban management, and which are dynamic, vibrant and culturally expressive are welcomed by the Council.

Retail opportunities in Hobart

Retail development in Hobart is flourishing, with a cluster of major developments set to transform the CBD.

- The site of Hobart's historic Myer building, which was devastated in a 2007 fire, will become the centrepiece for a \$100 million retail development. An exciting new Myer department store will be rebuilt on the site and will include access to the Cat and Fiddle Arcade, a new hotel with rooftop bar, a food court and up to 40 specialist retail shops.
- The recently completed \$50 million Wellington Centre development includes a Woolworths supermarket, 11 retail and four kiosk tenancies and multi-storey parking complex.

¹³ General Office of Xi'an Municipal People's Government, *A survey of Xi'an*, 2013, pg. 50.

- A recent completed \$12m overhaul of Hobart's Cat and Fiddle Arcade includes alterations and extensions to shops, changes to the internal layout and new tenancies and demonstrates further confidence in Hobart's retail sector.

Both cities commit to:

1. Consolidate and leverage government activity to build a trade and investment framework for business and industries
2. Build and support local businesses to be Xi'an and Hobart ready by:
 - Introduction of education and information programs about Xi'an and Hobart's economic and investment prospects for local businesses
 - Consider contributing to at least one business road show and exhibition in both Xi'an and Hobart
3. Assist small to medium sized businesses exporting products and services to Hobart and Xi'an by:
 - Both cities agree to deepen relationships with local chambers of commerce and business associations to help facilitate alternative market-entry strategies and campaigns
 - Engage local business networks to encourage them to export to Xi'an and Hobart and accelerate learning for other companies looking to follow
 - Work collaboratively with Austrade, Department of Foreign Affairs (Hobart side) and Ministry of Foreign Affairs (Xi'an side) to open new trade opportunities
 - Explore new business industries such as finance, banking, engineering consulting services, waste management, renewable energy/off grid power to develop high-value propositions
 - Provide a platform in both Hobart and Xi'an to open up new export channels for local agriculture businesses to develop working partnerships
 - Develop strategies to encourage local agriculture businesses to direct investment into both Hobart and Xi'an markets
 - Organise and develop a 'Taste of Tasmania' and 'Taste of Xi'an' festival in both respective cities to promote food and agriculture products to local communities and businesses

Cultural engagement

Arts and culture in Hobart

The City of Hobart seeks to facilitate, support and develop a range of programs and activities which support and enhance the cultural life of Hobart.

The Council's arts and cultural activities are underpinned by its Cultural Strategy - *Creative Hobart* which was adopted in December 2012. *Creative Hobart* is an aspirational strategy document focused on profound change to the positioning of the City of Hobart's role in the cultural and creative life of Hobart's community. *Creative Hobart* places an increased emphasis upon the importance of the cultural and creative sectors in building community wellbeing and economic viability and creating a culturally rich sense of place, positioning Hobart as a truly creative City for the benefit of residents and visitors alike.

As part of *Creative Hobart* the City of Hobart will expand the focus of its engagement with the cultural sector to include all areas of the arts and cultural development practice. A key focus of this new approach is that the Council will move to being a 'supporter/facilitator', working with a range of external cultural sector stakeholders and partners, rather than being simply a 'provider' of visual arts activities.¹⁴

Arts and culture in Xi'an

As an ancient city, Xi'an possesses unique Chinese cultural traditions and a proud arts and music history. The Municipality of Xi'an currently promotes many local artists, musicians and exhibitions through a variety of platforms both domestically and internationally. The relationship with the City of Hobart offers opportunities for Xi'an artists and cultural exhibitions to develop a strong following in Tasmania and Australia.

Both cities commit to:

- Develop activities to showcase arts and creative industries to Hobart and Xi'an audience and build closer and broader cultural and artistic partnerships between local organisations and artists
- Organise and support an biennial arts and culture events calendar in both Hobart and Xi'an to provide a platform for Hobart and Xi'an artists to present their work to strengthen cross cultural understanding
- Work with local sporting associations in Hobart and Xi'an to encourage friendly competitions and cultural exchange experiences

Strategic development

In addition to encouraging dialogue and goodwill, this friendship/sister city relationship serves as a platform and gateway leading to further economic growth, increased tourism, education and research collaboration and business partnerships. Both cities believe their role is to facilitate engagement for business and cultural exchange, therefore active partnerships with various external stakeholders is the key priority.

It is vital that both cities commit to allocating resources to support the strategy such as the appointment of a strategic adviser of the Xi'an-Hobart friendship/sister city relationship within the cities of Hobart and Xi'an.

Both cities commit to:

- Consider the appointment of a strategic advisor to provide support, advice and input into the implementation, assessment and review and growth of this strategic action plan

¹⁴ City of Hobart website, *Arts and Culture in Hobart*, http://www.hobartcity.com.au/Community/Arts_and_Culture, accessed on 15 September 2014.

- Promote the importance of the friendship/sister city relationship in both Hobart and Xi'an through various channels
- Commit to ongoing visits and dialogue between the two cities

Review of strategic plan

To ensure the Xi'an Hobart Friendship/Sister City Strategic Action Plan remains relevant and up to date, it is recommended for the plan to be reviewed by both cities once every two years.


**AGREEMENT ON THE ESTABLISHMENT OF FRIENDSHIP
CITY RELATIONSHIP BETWEEN THE CITY OF HOBART,
STATE OF TASMANIA, THE COMMONWEALTH OF
AUSTRALIA AND THE CITY OF FUZHOU, FUJIAN PROVINCE,
THE PEOPLE'S REPUBLIC OF CHINA**

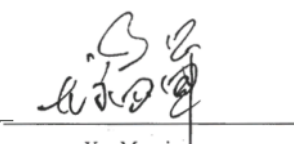
The City of Hobart, State of Tasmania, the Commonwealth of Australia and the City of Fuzhou, Fujian Province, the People's Republic of China, for the purpose of enhancing understanding and friendship between the peoples of Australia and China and intensifying the friendly cooperation between Hobart and Fuzhou, in accordance with the Joint Communiqué Governing the Establishment of Diplomatic Relations between the Commonwealth of Australia and the People's Republic of China, jointly agree to establish friendship city relationship through amicable consultation.

Both sides agree to promote the friendly contacts between the peoples of Hobart and Fuzhou, and develop exchanges and cooperation in every field like science and technology, culture, education, agriculture, forestry, aquaculture and tourism, ect. on the basis of equality and mutual benefit.

Done in duplicate in Fuzhou on January 3rd, 2017, the Agreement is written in English and Chinese languages, both texts being equally authentic. The Agreement will enter into force since the date of its signature.

The Agreement will remain in force for a period of five years and will be renewable unless either side notifies the other of its intention to terminate the Agreement on the expiry of the period of validity.


Alderman Ron Christie
Deputy Lord Mayor
The City of Hobart
The State of Tasmania
The Commonwealth of Australia


You Mengjun
Acting Mayor
The City of Fuzhou
Fujian Province
The People's Republic of China

**中华人民共和国福建省福州市
与澳大利亚联邦塔斯马尼亚州霍巴特市
建立友好城市关系协议书**

中华人民共和国福建省福州市与澳大利亚塔斯马尼亚州霍巴特市，根据中澳建交联合公报原则，为进一步巩固并发展福州市和霍巴特市的友好合作，增进两市人民的了解和友谊，经过友好协商，双方同意建立友好城市关系。

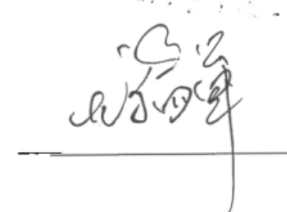

双方同意，在平等互利的基础上，共同促进两市人民之间的友好交往和经济、贸易往来，积极开展科技、文化、体育、人才、教育、农业、林业、水产、旅游等各个领域的交流与合作。

本协议书于2017年1月3日在福州签署，一式两份，每份都用中文和英文两种文字写成，两种文本同等作准。本协议书自签字之日起生效。

本协议书有效期为五年。有效期满后，如无一方提出终止可顺延。

中华人民共和国
福建省福州市代市长
尤猛军

澳大利亚联邦
塔斯马尼亚州霍巴特市副市长、议员
罗恩·克里斯蒂

6.2 International Relations - Potential New Relationships
File Ref: F19/136969

Report of the Economic Development Project Officer and the Director
Community Life of 14 November 2019 and attachments.

Delegation: Council

REPORT TITLE: INTERNATIONAL RELATIONS - POTENTIAL NEW RELATIONSHIPS**REPORT PROVIDED BY:** Economic Development Project Officer
Director Community Life**1. Report Purpose and Community Benefit**

- 1.1. The purpose of this report is to inform Council decision making relating to new potential international relationships.
- 1.2. The benefit of this report to the community is that it provides background information relating to decision making around potential new international relationships. This report also considers the potential benefits of the relationships to the community.
- 1.3. This report has been written in conjunction with 'International Relationships – Review of Current Relationships' which is also included in the Economic Development and Communications Committee agenda for 21 November 2019. Each report should be considered in the light of the other.

2. Report Summary

- 2.1. Council on 1 April 2019 resolved:

'That a report be provided to investigate potential relationships between the City of Hobart and cities in India, Nepal and Fiji and other countries with established communities in Hobart.'
- 2.2. This report is a response to the above resolution, providing an investigation into relationships in India, Indonesia, Malaysia, South Korea, Fiji, Canada, Germany, England, Nepal and Uganda.
- 2.3. The Council's existing policy 'Guidelines for Future International Relationships' (**Attachment A**) has been used to appraise the potential relationships. Additionally, fit against the international strategies of key partners including the Tasmanian Government (Department of State Growth and Tourism Tasmania) and the University of Tasmania were considered.

- 2.4. A total of 61 cities or villages were considered in 25 countries **(Attachment B)**. Twelve cities with a strong fit against the City's existing policy and creating potential outcomes for key partners were shortlisted and further examined **(Attachment C, D, E and F)**. These cities were grouped into four categories which indicate where their major key strengths lie. These are:

- Economic
- Cultural
- Knowledge Exchange
- Philanthropic

- 2.5. The 12 cities were further shortlisted with the place with the strongest strategic fit from each category selected. The four cities are:

Strength	Place
Economic	Incheon (South Korea)
Cultural	Kochi (India)
Knowledge Exchange	Southampton (UK)
Philanthropic	Jiri (Nepal)

- 2.6. It is noted that Council on 7 October resolved:

- 'That: 1. The Council notes that RMIT and ACELG (now ALGA) are not contributing academic work to analyse the qualitative and quantitative value of Australian local government international city to city relationships.*
2. The Council authorises the engagement of Professor Peter Frappell to develop a robust system to measure the value of the City's current and future international relationships.
3. The cost of the measurement system be no more than \$21,000 excluding GST, to be attributed to the Economic Development Budget Function in the 2019–20 Annual Plan.'

- 2.7. Given the development of the aforementioned measurement system, it is suggested that the shortlisted cities are further appraised using this tool which is expected to be delivered in early 2020.

- 2.8. Should the Council decide to pursue any new international relationships, it is proposed that these should be based on what is identified in Council's existing policy as a 'friendship agreement'. This agreement would be time limited (three – five years) with clearly defined outcomes for both parties. Council's relationships with both Xi'an and Fuzhou follow this model.

3. **Recommendation**

That:

1. ***The Council endorses the shortlisted cities of Incheon (South Korea), Kochi (India), Southampton (UK) and Jiri (Nepal) to be explored further for formal relationships.***
2. ***Following further consideration, a report is brought back to the Council detailing findings.***

4. **Background**

4.1. Council on 1 April 2019 resolved:

‘That a report be provided to investigate potential relationships between the City of Hobart and cities in India, Nepal and Fiji and other countries with established communities in Hobart.’

4.2. This report is a response to the above resolution.

4.3. Council’s current policy ‘Guidelines for Future International Relationships’ has been used as the basis of the evaluation of a number of locations globally (Attachment A).

4.4. The policy lists nine criteria to consider when looking at future relationships. These are:

- i) clear identification of the specific outcomes sought from the relationship;
- ii) relevance of the relationship in terms of achieving Council’s major goals as outlined in the Strategic Plan;
- iii) the value of the relationship in terms of enhancing economic development, business investment, educational and tourism outcomes for Hobart and Tasmania, including specifically support for local businesses and educational institutions;
- iv) the value of the relationship in terms of supporting community and cultural linkages;
- v) willingness and capacity of the business or local community of interest to support the relationship;
- vi) the potential for mutual learning through exchanges and information sharing to facilitate sustainability and continuous improvement in the development of the Council’s economic, social and environmental objectives;
- vii) the capability of the Council to provide skills and resources to assist in humanitarian and capacity building projects;

- viii) Council resources (human and financial) required to sustain the relationship to the satisfaction of both parties; and
 - ix) evaluation of any political ramifications through consultation with the Department of Foreign Affairs and local communities.
- 4.5. Additionally, the strategies of the Department of State Growth, Tourism Tasmania and the University of Tasmania were also considered.
- 4.6. Attachment B shows the high level appraisal of 61 cities or villages in 25 countries against the City's existing policy and against partner strategies.
- 4.6.1. Twelve cities with strong strategic fit were shortlisted for a deeper analysis and grouped into four outcome areas:



Strength	Place
Economic (Attachment C)	Thiruvananthapuram (Kerala, India)
	Kuala Lumpur (Malaysia)
	Incheon (South Korea)
	Surabaya (Indonesia)
Cultural (Attachment D)	Kochi (Kerala, India)
	Suva (Fiji)
Knowledge Exchange (Attachment E)	Freiburg (Germany)
	Southampton (England)
	Halifax (Canada)
Philanthropic (Attachment F)	Jiri (Nepal)
	Kitgum (Uganda)
	Khandwa City (India)

- 4.7. Each city / village has been categorised according to where its strongest potential outcomes lie. The categories are economic, cultural, knowledge exchange and philanthropic.
- 4.8. A summary description of each of the 12 cities follows. See Attachments C, D, E and F for the full analysis of each place against Council policy and partner (Department of State Growth, Tourism Tasmania and UTAS) strategy.

- 4.9. Please note that there appears to have been significant growth in some of the city's multicultural communities over recent years. There are no projection estimates for these groups which means the most reliable data is of the 2016 national census. This is the population data referenced in this report. In terms of the census, [international students are captured](#).
- 4.10. The top ten communities in terms of ancestry and place of birth are as follows. For all community groups (with more than ten people), please see ID Profile for [ancestry](#) and [place of birth](#).

Area: Hobart City Benchmark area: Tasmania Comparison year: 2011 reset

Ancestry - Ranked by size export reset

Hobart City - Total persons (Usual residence)				2016			2011			Change
Ancestry	Number	%	Tasmania %	Number	%	Tasmania %	2011 to 2016			
English	20,777	41.2	44.5	19,653	40.4	43.8	+1,124			
Australian	16,771	33.2	43.2	17,626	36.2	44.1	-855			
 Irish	6,836	13.6	10.9	6,058	12.4	10.1	+778			
 Scottish	5,855	11.6	9.3	5,188	10.7	8.7	+667			
Chinese	3,105	6.2	1.4	2,089	4.3	1.0	+1,016			
German	2,101	4.2	3.6	1,872	3.8	3.4	+229			
Italian	1,343	2.7	1.4	1,274	2.6	1.3	+69			
Dutch	1,023	2.0	2.0	1,056	2.2	2.1	-33			
Indian	911	1.8	0.6	617	1.3	0.4	+294			
Greek	747	1.5	0.5	701	1.4	0.4	+46			

Show all (104 entries)

Excludes ancestries with fewer than 10 responses (multi-response).

Area: Hobart City Benchmark area: Tasmania Comparison year: 2011 reset

Birthplace - Ranked by size export reset

Hobart City - Overseas born (Usual residence)				2016			2011			Change
Birthplace	Number	%	Tasmania %	Number	%	Tasmania %	2011 to 2016			
a United Kingdom	2,506	5.0	4.3	2,635	5.4	4.7	-129			
a China	1,747	3.5	0.6	1,033	2.1	0.4	+714			
a India	595	1.2	0.4	465	1.0	0.3	+130			
a New Zealand	570	1.1	1.0	591	1.2	1.0	-21			
Malaysia	515	1.0	0.3	523	1.1	0.2	-8			
United States of America	373	0.7	0.3	308	0.6	0.3	+65			
Germany	308	0.6	0.4	281	0.6	0.4	+27			
South Africa	283	0.6	0.3	308	0.6	0.3	-25			
Italy	251	0.5	0.2	271	0.6	0.2	-20			
Singapore	231	0.5	0.1	167	0.3	0.1	+64			

Show all (72 entries)

Excludes countries of birth with fewer than 10 people

- 4.11. In terms of international student numbers for all levels of education, the most reliable and comprehensive source of data is the Department of Education. Monthly data on both enrolments and commencements is available. The data presented in this report is for enrolments as this gives an indication of a student cohort size at a moment in time. Please note that students can be enrolled / commence multiple courses whilst studying in Tasmania which means there is an unavoidable element of double counting. The data presented is for Tasmania not the Hobart LGA but it is fair to assume that the majority of students in Tasmania are based around Hobart with a smaller element around Launceston.

Economic:

- 4.12. Thiruvananthapuram or 'Trivandrum' (Kerala Region, India)

The Indian population in Hobart is the third largest by birthplace (595 people) and 9th largest by ancestry. With a population of 957,730 Thiruvananthapuram is the largest city in the deep south of India, located on the far south west coast of the country in the Kerala region.

India is Tasmania's 11th largest export market and has been identified as a priority market for the Department of State Growth (DoSG) in its [Trade Strategy](#). The city is notable for being an academic and research hub, with particular focus on science, information technology and aerospace. It is also home to India's first animation park (IT – animation and gaming).

The city has a strong history and reputation for culture, literature, film and democratic governance and popular sports are cricket and soccer. The city attracts a number of international events hosted by French, German and Russian organisations and is a popular tourist destination for its proximity to beaches, hills, lakes and rainforest and for the city's heritage, temples and palaces. It is home to a number of museums and a UNESCO listed biosphere reserve.

A new port is due for completion by the end of 2020 is currently being constructed by Adani Ports and it is in close proximity to important international shipping routes and hosts the southern headquarters of the national air force. The city is aiming for Smart City status in 2020, and has introduced a sustainable urban development program.

- 4.13. Kuala Lumpur (Malaysia)

As the capital of Malaysia, Kuala Lumpur (KL) has a population of 7.7m and is a core hub of education, culture, real estate, media and finance. Malaysians are 5th most represented by birthplace in the international Hobart community (515 people) and a significant number of those residents attend UTAS. Malaysia is Tasmania's second largest export market. Malaysia has been identified as a priority market for DoSG, Tourism Tasmania and UTAS.

KL is the 6th most visited city in the world with people drawn to its cultural diversity, low cost, food and shopping scenes. KL is the cultural capital of Malaysia with events including Kreative.Asia, the Malaysian Film Festival and gourmet food festival taking place against a backdrop of museums, theatres and galleries. KL has a champion basketball team and a focus on soccer, badminton and motorsports.

Although it has a low sustainability rating, significant improvements are being made through a number of large infrastructure projects underway to address this and the growing population.

Malaysia is of interest to UTAS as a potential destination for offshore programs, noting other Australian institutes have a presence there including Monash, Swinburne and Curtin Universities. UTAS has existing relationships with a number of Malaysian universities and is currently conducting market research to be finalised next year.

KL has nine sister city arrangements with locations in Asia and the Middle East, but no similar relationships with Australia.

4.14. Incheon (South Korea)

South Korea is the 11th most represented country by birthplace in the Hobart community (223 people), with a significant number of residents attending UTAS.

It has been identified as a key market for the DoSG and UTAS and is the 9th largest export market.

With a population of around 3 million, Incheon borders Seoul, and is home to the Korea Polar Research Institute (KOPRI). Their Antarctic Program has existing relationships with Hobart, with regular visits from their icebreaker RV Araon, and delegate visits to the Institute for Marine and Antarctic Studies (IMAS) and the Australian Antarctic Division (AAD).

South Korea is of interest to UTAS for potential offshore programming, with market research underway to be finalised next year. Areas of industry experiencing rapid growth are biotechnology, cargo and logistics, and the port expansion. South Korea has identified the hydrogen or low carbon fuel economy as an area for potential collaboration with Australia which given Tasmania's strengths in renewable energy could be a strong strategic fit.

Incheon is also home to Korea's first cricket ground, built in 2014; Koreans have been playing cricket since the 1980s.

Incheon administers a large number of the islands off the west coast of the city and has 21 sister city relationships focused on Asia, the Middle East and the Americas, but none with Australia.

4.15. Surabaya (Indonesia)

There is a small Indonesian population in Hobart (0.1 per cent of the city's population were born in Indonesia – 71 people).

With a population over 3 million, Surabaya is both the second largest city and port in Indonesia (after Jakarta). It is one of the cleanest and greenest cities in Indonesia and is recognised internationally for environmental sustainability. It is home to a large shipyard and specialised naval schools, and the Teluk Lamong Port Terminal is the first green port in Indonesia and one of the most sophisticated in the world.

Indonesia is Tasmania's seventh largest export market, and has been identified as a priority market for DoSG, Tourism Tasmania and UTAS.

UTAS has strong links with Indonesia as a potential location for offshore education, recruitment and through the new trade agreement, as well as significant training and apprenticeship programs for the Indonesian fishing, maritime and shipbuilding industry. In addition, Incat has a very strong relationship with the region, currently building new vessels for the local coastguard.

Surabaya has 19 sister city relationships, but none with Australia.

Cultural:

4.16. Kochi / Cochin (India)

Kochi is a major port city on the south west coast of India, with a population of 677,381. Maritime activity based in Kochi includes the national coastguard and navy, shipbuilding, container transport and logistics, marina services, fishing, seafood exports, ferry passenger transport, international cruise ships, yachting and tourism. The city is home to a number of maritime and oceanographic research centres, and zinc smelting and manufacturing. Kochi is aiming for Smart City status in 2020 and has been recognised for sustainability initiatives such as the first fully solar-powered airport in the world, electric vehicle infrastructure, and waste management.

Kochi is renowned in India for being a progressive place or test bed for new ideas / policies. Kochi Metro became the first government project in India to place transgender people in positions based on qualifications with the motive of providing equal opportunities and initiating a change in public perception towards transgender people.

Kochiites are an important part of the South Indian culture and are rapidly becoming more cosmopolitan in their outlook. There is a strong arts focus in Kochi which has been hosting India's first art biennale (India's largest art exhibition) since 2012. Kochi also has a strong sport scene with a focus on soccer and cricket. Kochi was listed in Lonely Planet's [top 10 cities to visit for 2020](#).

4.17. Suva (Fiji)

Fiji is in the top 50 Tasmanian export markets, and there is a small population of Fijians based in Hobart (0.1 per cent of the Hobart population (55 people) were born in Fiji). As the capital of Fiji, Suva is a harbour city built on a hilly peninsular on the main island of Viti Levu and has a population of 88,271.

The city is a regional cultural and fashion hub with a diverse economy that includes shipbuilding, cruise ships and tourism. Links to Tasmania include ongoing naval training, mostly facilitated from Launceston, for several Pacific and Guardian-class patrol boats donated by Australia to the Fijian Navy since the 1980s, and the UTAS student exchange program.

It must be noted that in the late stages of drafting this report, it emerged that one of Suva's four sister cities is Brighton in Tasmania. Officer discussions took place with Brighton Council and it was recommended that should the City wish to further investigate a relationship with Suva, discussions should be held with Brighton about the status of their relationship.

An alternative city in Fiji should the City want to investigate is Lautoka. Lautoka is second in terms of population to Suva. It is home to the largest sugar mill in the country, has a port for both cargo and cruise ships and is a base for timber milling, garment factories, distilleries and a steel works. Lautoka has been included in Attachment B (high level research).

Knowledge Exchange:

4.18. Freiburg (Germany)

Three hundred and eight people living in Hobart were born in Germany but 4.2 per cent (2,101) people in Hobart are of German ancestry. The country is in the top 20 export markets for Tasmania, for predominantly food and beverage products. Germany is identified as a target market for Tourism Tasmania and DoSG (as part of the European Union).

Freiburg is an old university city in the southwest, overlooked by the mountain Roßkopf (737m). It is recognised for achievements in sustainability, and prioritises issues such as recycling, solar power and new sustainable neighbourhoods. Freiburg is considered an exemplar city when it comes to integration between the university, city and community. For this reason, two UTAS led delegations including the City of Hobart visited Freiburg in 2016 and 2017.

Hobart's Conservatory of Music and Dark Mofo both have established links to the city's arts, culture and education programs, and the university's strong international relationships are also of interest to UTAS. It has ten sister city relationships, but none with Australia.

4.19. Southampton (UK)

In the Hobart population, 41.2 per cent claim English ancestry, and 5 per cent (2,506 people) were born in the UK.

Southampton is a port city on the south coast of England near the Isle of Wight, with a population of 252,400. It has a long history of passenger shipping and is home to four cruise ship terminals and some of the largest luxury cruise ships in the world, including operator Carnival UK.

The United Kingdom (UK) has been identified as a priority market for both DoSG and Tourism Tasmania, and is in Tasmania's top 30 export markets.

The city's strong economy has promoted significant development, including the first waterfront skyscrapers. Their arts and music program is of interest to the Conservatory of Music and MONA and UTAS has recently initiated a research program 'One Health One Ocean' in conjunction with the University of Southampton. UTAS has an interest in the city's universities for international relations and as a student exchange destination and is looking to the UK more broadly in light of expected increases in research investment in oceanography, maritime studies, the environment, cancer sciences, and sound and vibration research. It is also interesting to note that the Federal Government is positioning itself via the Australia-UK Trade Working Group to strengthen its trade relationship post Brexit via a free trade agreement.

Cricket, soccer and yachting are favourite sporting activities and the city hosts a number of maritime museums, festivals and one of the largest boat shows in Europe. The city is one of the lowest carbon emitting cities in the UK due to its reliance on geothermal power. Recent sustainability initiatives have focused on outdoor lighting, solar energy, and residential incentives.

4.20. Halifax (Canada)

There is a small community of Canadians in Hobart (163 people born in Canada). North America is identified as a priority market for Tourism Tasmania and DoSG and Canada is the 30th largest export market for Tasmania.

As a remote port city and one of the deepest natural harbours in the world, Halifax shares many geographical similarities with Hobart. The main industries are agriculture, fishing and forestry.

With a population of 403,131, Halifax is located on a peninsula of Nova Scotia and has a history of shipbuilding and maritime activity, including ocean research, naval services, and key events involving tall ships, theatre and music.

It is famed for the quality of its neighbourhoods and being pedestrian and bicycle friendly and is starting to feel the impact of surging tourism. UTAS has identified Dalhousie University in Halifax as a relevant model due to the integration of its three campuses within the city and the way graduates have driven research and development and attracted younger residents to the aging city. UTAS recently sent a delegation to meet with the university and city council.

Halifax has three sister city relationships in Japan and the Americas but none in Australia. Nova Scotia was identified as a region of interest for international relationships through the Mercury's recent analysis by Bernard Salt.

Philanthropic:

4.21. Jiri (Nepal)

The Nepalese population of Tasmania has increased over recent years, with Nepali now representing the third most commonly spoken language in Tasmania (after English and Mandarin). Hobart has a population of around 176 with higher concentrations of the community residing in Glenorchy and Launceston.

With a population of 13,638, Jiri was once the only gateway to Mount Everest but tourism declined with the construction of a number of airports in other parts of the region. It remains a popular destination for domestic tourism and more dedicated hikers but is looking to revive the industry through developments like the Kalinchowk (3755m) cable car which opened in 2018.

To preserve the natural environment and promote tourism, Jiri is focused on developing into a green city and has introduced policies to ban plastics, control infrastructure development, and improve accessibility. Jiri has enjoyed an enduring relationship with Switzerland through investment in infrastructure, agriculture and tourism. This relationship and geographical similarities have led to Jiri's reputation as the 'Switzerland of Nepal'.

The city suffered major damage in the wake of the 2015 earthquake with almost 100 per cent of residences destroyed and has rebuilt with earthquake resilient technologies.

Nepal sits at 105 in the top export markets for Tasmania and is not identified as a priority market for the State generally. However having sent a delegation to Nepal in 2018, UTAS has some interest in the region for recruitment, and in the areas of agriculture, health and medicine. Nepalese student enrolments at UTAS for 2019 numbered 295.

The Lord Mayor of Hobart was approached by the Honourable Consul General for Nepal in NSW for a possible relationship with Jiri.

4.22. Kitgum (Uganda)

Kitgum has an urban population of approximately 44,604 and is located in the north of Uganda, near to Sudan. It is part of the Kitgum District, which has a broader rural population of 204,012 and is inhabited by the Acholi people.

The region has suffered social disruption, disease and many deaths at the hands of the Lord's Resistance Army (LRA) insurgent group, which has been active in the area since 1987. The group is accused of widespread war crimes and human rights violations including mutilation, torture, slavery, abductions, rape, the use of child soldiers and a number of massacres. Current LRA activity in the region is described as low-level.

Uganda has a 94 per cent enrolment rate for primary school but only 57 per cent of those enrolled complete their schooling, with large gender disparities due to young girls dropping out to look after children and contribute to household income.

In many parts of the country, class sizes average 100 pupils. In the past five years a number of studies into 'Nodding Syndrome' have been undertaken in the region, an unusual neurological condition that has been observed among children. Late in 2007 the region experienced a Hepatitis E outbreak which caused hundreds of fatalities and was traced to unsanitary sources of drinking water. Some of the aid programs in the area are supported by Canada, Anglican Aid Australia and World Vision.

The Lord Mayor met the Honourable Beatrice Anywar in Hobart in 2019 when she was visiting to promote awareness about Nodding Syndrome. Beatrice represents the Kitgum Municipality in the Ugandan Parliament. From this initial meeting officer discussions have taken place with Mr Moses Otto who leads the [Acholi Resilience charity](#) aiming to restore the Acholi people's dignity, pride, wealth, health and education. Mr Otto lives in Tasmania but his parents were born in Kitgum. Mr Otto and the Hon Beatrice Anywar have followed up with officers a number of times about the potential of a relationship between Kitgum and Hobart.

4.23. Khandwa City (India)

Khandwa has a population of 200,738 and is located in the central province of Madhya Pradesh, known as the 'Heart of India'. It is a major railway junction known for agriculture including cotton, wheat and soybean. The region was listed in Lonely Planet's top three [best value destinations for 2020](#), for its wildlife reserves, temples and small towns.

Khandwa is famous for being the birthplace of Saroo Brierley, who was separated from his family at age five and adopted by a Hobart family, as depicted in the book *A Long Way Home* and the film *Lion*.

In 2006 Khandwa was listed as one of India's 250 (out of 640) most deprived districts, an indicator of national poverty levels, which is a significant issue for India. Khandwa's location in a monsoon area and proximity to the Indira Sagar Dam mean it is susceptible to flooding. Energy is produced in the region through hydro and thermal power projects.

Shortlisted Cities

- 4.24. Four cities (one from each outcome category) were chosen for strength of strategic fit. It is proposed that international relationships with these cities are explored further. A rationale for this prioritisation follows:

4.24.1. Incheon - South Korea (Economic)

Incheon's status as the home of the Korea Polar Research Institute (KOPRI) contributes significantly to it being selected as the top city from the Economic category. KOPRI's Antarctic Program has existing relationships with Hobart, with regular visits from their icebreaker RV Araon, and delegate visits to the Institute for Marine and Antarctic Studies (IMAS) and the Australian Antarctic Division (AAD). The City of Hobart supports the Antarctic sector by staging the 'Opening of the Antarctic Season Reception' each year, as well as being an active member of the Tasmanian Polar Network. A relationship with Incheon would further strengthen this position.

Incheon was designated a 'free economic zone' in 2003, the outcome being to transform the area into a hub for logistics, international business, leisure and tourism. It has a working port and has recently opened a cruise ship terminal. It is also regarded one of the world's first smart cities. This level of development advances Incheon above Surabaya and Thiruvananthapuram which are earlier in their economic development. Incheon is seeking to develop new markets (culture, sport and tourism) and is looking to attract investment in biotech, robot drones, aviation and the hydrogen economy (low carbon). It is felt therefore that there would be more economic opportunities with Incheon.

It has been identified as a key market for the DoSG and UTAS. There is a relatively small but active Korean community who would be supportive of a relationship with Incheon.

4.24.2. Kochi – India (Cultural)

Kochi is situated in the Kerala region of India which is regarded as one of the most advanced when it comes to social policy. It is home to the [largest arts festival in India](#) which places it above Suva (Fiji) in terms of cultural significance.

India has been identified by the DoSG as an area of focussed engagement (Fiji does not). Equally India has been identified as an emerging market by Tourism Tasmania whereas Fiji has not. Both countries are of interest to UTAS for different reasons.

Although the feeling of support for a relationship from both the Indian and Fijian communities is strong, the relative scale of the Indian community must be acknowledged in comparison to Fiji when considering a city to city relationship.

4.24.3. Southampton (UK)

The cities in this category have been difficult to rank as they have been similar in terms of strategic value. It was felt that Southampton had the greatest breadth of topics that might provide for a productive knowledge exchange compared to Freiburg and Halifax.

Southampton is North Europe's largest cruise ship turnaround port. It has a strong maritime history and location of the Southampton Boat Show which has taken place for 51 years and is one of the biggest in Europe (links for AWBF). It is a 'green city' (working on a number of sustainability initiatives including energy storage, cycling infrastructure and building codes). It recently developed tall buildings on the waterfront (interesting data and knowledge for the City of Hobart around the decision making process). It is identified as a priority for focussed engagement by DoSG (Canada has not). Germany, UK and Canada have been identified as priority markets or of interest to Tourism Tasmania. All cities are of interest to UTAS but again Southampton appears to have the broadest variety (arts, music, ocean research, Erasmus international relations and international shipping).

In terms of community, there is no identifiable community group to represent the British in Hobart but this may be due to the size of the community 2,506 people born in the UK and 41 per cent of the Hobart population claiming ancestry. There are small community groups for both Canada and Germany. It is felt that the Canadian group would have greater capacity to support a relationship when compared to Germany but this would be limited to a small number of individuals.

4.24.4. Jiri (Nepal)

The need of each place for philanthropic aid will not be compared as clearly each place would benefit from assistance. In terms of selecting Jiri as the prioritised place in this category, this was based predominantly on the size and capacity of the local community and connection to Jiri.

It is clear than the Nepalese community has grown significantly over recent years (through visible events and business ownership) and it will be interesting to see the results of the 2021 census. Although it is smaller than the Indian population, it is increasing at a faster rate (census data in 2000 compared to 2016). The population born in Uganda and living in Hobart or with Ugandan ancestry was fewer than 10.

The President of the Nepali Society of Tasmania pledged support of the organisation for a relationship with Jiri. The suggestion also came through the Consul General of Nepal for NSW who has a strong connection with the Mayor of Jiri which would aid initial communications with Jiri.

Although the Indian Community (via the Indian Cultural Society of Tasmania) was supportive of relationships in India, there was not felt to be a strong connection with Khandwa beyond Saroo Brierley and his story. The support from the Hon Beatrice Anywar and Mr Moses Otto for a relationship with Kitgum has been very strong but is not representative of a community in Hobart.

5. Proposal and Implementation

- 5.1. It is proposed that the four shortlisted cities are investigated further (with both the local community and the city in question).
- 5.2. This shortlist can also be further appraised in early 2020 with Professor Frappell's international relations measurement system.
- 5.3. Should the Council decide to pursue any new international relationships, it is proposed that these should be based on what is identified in Council's existing policy as a 'friendship agreement'. This agreement would be time limited (three – five years) with clearly defined outcomes for both parties. Council's relationships with both Xi'an and Fuzhou follow this model.
- 5.4. An additional ten cities emerged as being areas of interest to the city but the strategic fit was not deemed sufficiently strong to merit a full formal relationship. For example, Punta Arenas is one of five global Antarctic gateways but similarities are limited beyond this. It is recommended that relationships with these cities take place at an informal officer to officer to level and are considered as situations arise. These 10 cities are as follows and are included in attachment B:
 - Katowice (Poland)
 - Punta Arenas (Chile)
 - Portland (USA)
 - Stockholm (Sweden)
 - Reykjavik (Iceland)
 - Busan (South Korea)

- Rotterdam (Netherlands)
- Tromsø (Norway)
- Liverpool (England)
- Dunedin (New Zealand)

6. Strategic Planning and Policy Considerations

6.1. The fit of each relationship with the *Capital City Strategic Plan 2019-29* has been documented in attachments C, D, E and F. Elements of the strategy that a number of cities would deliver against are:

- 1.1.2 Create opportunities for people to connect to place, supporting spiritual and cultural customs and practices.
- 2.2.2 Support and advocate for all people and communities to celebrate their histories and identities and encourage mutual understanding.
- 2.3.8 Enhance relationships with educational institutions and community-based organisations.
- 2.3.9 Support citizen science and other community contributions to knowledge and innovation.
- 3.1.5 Support and deliver events, festivals and markets.
- 3.2.2 Support arts and events as a means of story sharing and sparking conversations about ideas, histories and diverse culture.
- 4.2.1 Support ways of welcoming people of all backgrounds to participate in Hobart's economy and professional communities.
- 4.3.7. Support the City's existing international relationships and respond to new opportunities in line with the community vision.
- 4.3.8. Develop greater community involvement in international relations programs.

7. Financial Implications

7.1. Funding Source and Impact on Current Year Operating Result

- 7.1.1. No budget has been allocated to the development of new international relationships for this financial year.

7.2. Impact on Future Years' Financial Result

- 7.2.1. As per the 'International Relations Action Plan' which is the working document that guides the international activities of the Council (**Attachment G**), a commitment is made to visiting international sister / friendship cities every two years.

An estimated cost for one Elected Member to visit each of the four shortlisted cities is as follows. For a full break down of the costs and journey times for the 12 cities, see **Attachment H**.

Destination	Total Costs Per Visit	Journey Time
Incheon (South Korea)	\$4,943	20 hours
Kochi (India)	\$5,204	20 hours
Southampton (England)	\$5,698	33 hours
Jiri (Nepal)	\$5,543	28 hours

7.2.2. Each Elected Member has an allocation of \$6,000 per four year term for international city relationship delegations.

7.2.3. International relationships are managed within the economic development team which comprises 1.5 FTE. This represents 60 hours per week officer time. On average, per relationship, it is estimated that 8 hours per week between two officers are spent managing and developing the relationships to ensure they generate community outcomes. The City has five relationships which means 40 out of the 60 hours available are spent on international relationships (66.6 per cent of the time).

7.3. Asset Related Implications

7.3.1. None

8. Legal, Risk and Legislative Considerations

8.1. The nature of international relationships are that they are not legally binding. This would be detrimental to the spirit of cooperation that the relationships are trying to foster.

9. Environmental Considerations

9.1. The environmental impact of aviation cannot be disputed, with air travel contributing significant greenhouse gas emissions linked to climate change.

9.1.1. Trips combining visits to a number of cities reduce the necessity for multiple long haul flights which is an economy of scale economically and environmentally.

9.2. A number of the cities presented in this report have expertise in elements of environmental practice including Surabaya and Southampton. Other cities such as Kitgum and Jiri would be interested to learn from Hobart's strengths in this space.

10. Social and Customer Considerations

- 10.1. It is of social importance that the City of Hobart fosters a diverse selection of international relationships based on community, geography, industry and nature of outcomes (including economic, cultural, knowledge exchange and philanthropic).
- 10.2. The City establishing international relationships facilitates a broader local understanding and appreciation for different cultures and communities.
- 10.3. Fostering these relationships is also a powerful and respectful message to people within the community who have close cultural ties with the cities in question.
- 10.4. The community may question the value of international relations if the City of Hobart does not continue to continuously consider the way in which it measures and reports this information and involves the community in maximising opportunities arising.

11. Marketing and Media

- 11.1. The Communications and Marketing Division prepare and circulate press releases during key visits to and from Hobart's sister / friendship cities. They also support the relationships via the City's website and social media.
- 11.2. A number of innovative and interesting ideas in relation to Hobart's international program have come from the community to date. It is therefore paramount that community awareness of existing and potentially new relationships continues to be increased.

12. Community and Stakeholder Engagement

- 12.1. Discussions have been had with the following community groups:
 - Fiji-Australia Association
 - Indian Cultural Society of Tasmania
 - German Australian Association
 - The Canadian Club
 - Nepali Society of Tasmania
 - Acholi Resilience Charity (Uganda)
 - University of Tasmania
 - Department of State Growth
 - Tourism Tasmania
 - Multicultural Council of Tasmania
 - Migrant Resource Centre Tasmania
- 12.2. Individuals within the Indian and Fijian communities have also contributed to thinking.

12.3. A number of groups and individuals have been approached recently but a response has not been received. These are:

- Malaysians in Tasmania
- UTAS Malaysian Students' Society
- Korean Student Society – University of Tasmania
- Tasmanian Indonesian Cultural and Arts Society
- Saroo Brierley (Author, *A Long Way Home*)

13. Delegation

13.1. This matter is delegated to the Council for consideration.

As signatory to this report, I certify that, pursuant to Section 55(1) of the Local Government Act 1993, I hold no interest, as referred to in Section 49 of the Local Government Act 1993, in matters contained in this report.



Lucy Knott

**ECONOMIC DEVELOPMENT PROJECT
OFFICER**



Tim Short

DIRECTOR COMMUNITY LIFE

Date: 14 November 2019
File Reference: F19/136969

Attachment A:	Guidelines for Future International Relationships ↓
Attachment B:	Matrix Analysis of 61 Cities ↓
Attachment C:	Cities with Economic Outcomes ↓
Attachment D:	Cities with Cultural Outcomes ↓
Attachment E:	Cities with Knowledge Exchange Outcomes ↓
Attachment F:	Cities with Philanthropic Outcomes ↓
Attachment G:	International Relations Action Plan 2016 ↓
Attachment H:	Estimated Costs and Duration of Travel ↓

City of Hobart

Policy

Title: Guidelines for Future International Relationships

Category: Corporate Governance

Date Last Adopted: 7 March 2016

1. Objectives

To provide guidance to the Council on the future management of existing sister city relationships and potential international relationships in order to attain cultural, social, economic and educational benefits for the City and its Sister City partners and to pursue strategic international alliances supporting local businesses and institutions in achieving economic, educational and tourism benefits for the City.

2. Background

This policy was developed as a result of an evaluation of the Council's existing sister city relationships and outlines the criteria against which new proposals should be assessed. The policy was amended to create a second stream of 'Strategic Relationships' which would have a more direct economic focus.

3. Policy

That:

1. Council policy for the establishment of new international relationships be based on a three tiered approach of:
 - (i) Information exchange.
 - (ii) Friendship Agreement or Strategic Relationship Agreement, time limited with clearly defined outcomes and review after three to five years.
 - (iii) Sister City relationship following a successful Friendship Memorandum of Understanding or Strategic Relationship Agreement.
2. On receipt of any new request or proposal for an international relationship, or in the event the Council seeks to establish a relationship each request or proposal would be assessed in accordance with the following criteria, in order of priority:

- (i) clear identification of the specific outcomes sought from the relationship;
- (ii) relevance of the relationship in terms of achieving Council's major goals as outlined in the Strategic Plan;
- (iii) the value of the relationship in terms of enhancing economic development, business investment, educational and tourism outcomes for Hobart and Tasmania, including specifically support for local businesses and educational institutions;
- (iv) the value of the relationship in terms of supporting community and cultural linkages;
- (v) willingness and capacity of the business or local community of interest to support the relationship;
- (vi) the potential for mutual learning through exchanges and information sharing to facilitate sustainability and continuous improvement in the development of the Council's economic, social and environmental objectives;
- (vii) the capability of the Council to provide skills and resources to assist in humanitarian and capacity building projects;
- (viii) Council resources (human and financial) required to sustain the relationship to the satisfaction of both parties; and
- (ix) evaluation of any political ramifications through consultation with the Department of Foreign Affairs and local communities.

4. Legislation, Terminology and References

Responsible Officer:	Director Community Development
Policy first adopted by the Council:	13/3/2001
History	
Amended by Council	16/4/2012
Annual Policy Review	7/3/2016
Next Review Date:	March 2017



































Country Statistics						City		City Statistics						Selected Council Priorities			Other		
Country	Birthplace	Ancestry	Tasmanian Export Ranking	International Student Enrolments	DoSG Priority Market	Tourism Tasmania Priority Market	* Suggested in recent Mercury article	Latest Population Data	Port City	University Reputation	Number of Sister City Relationships	Geographical Similarities	Culture / Events	UTAS Interest	Sustainability Focus	Smart City Initiative	Significant Susceptibility to Climate Change	Potential Risk Factors	Notes
Argentina	51	17	57		No	No	Ushuaia	50956	Yes	Fair	1		Good			No			Fishing, ecotourism, gateway to Antarctic and Southern Ocean
Bhutan	15	NA	83		Yes	No	Thimphu	114551	No	Fair	2		Good		Yes			Small centralised population, minimal presence in Hobart	First carbon neutral country, set to become fully organic nation by 2020, sustainable tourism policies
Canada	163	113	30		No	Yes	Halifax *	431479	Yes	Very Good	3	Yes	Good	Strong	Yes				Education, deep natural harbour, Mercury article, university of similar size and scale and of interest to UTAS
Canada	163	113	30		No	Yes	St John's *	108860	Yes	Good	2	Yes	Good	None	Yes				Education, harbour, orchestra, historical, fishing, Mercury article
Chile	51	61	56	20	No	No	Punta Arenas	127454	Yes	Fair	3		Good	Strong		No	Yes	Key competitor for cherry market in China	Antarctic gateway, UTAS has connections through PhD scholarships and programs, research and sciences
Denmark	13	167	53	11	Yes	No	Copenhagen	777218	Yes	Good	5		Good	Some	Yes	No			Maersk headquarters
Fiji	55	39	45	6	No	No	Suva	88271	Yes	Fair	4	Yes	Good	Good		Yes	Yes	Already sister city with Brighton TAS	Cruise ships, shipping, tourism, shipbuilding, UTAS links are more focused on Launceston
Fiji	55	39	45	6	No	No	Lautoka	52520	Yes				Yes	Good	None		Yes		Sugar, rum, woodchips, molasses, petroleum and gas exports, main maritime gateway for the island country, cruises, brewery, milling
Germany	308	2101	19	16	Yes	Yes	Freiburg	220000	No	Very Good	10	Yes	Very Good	Strong	Yes	Yes			UTAS relationships with Conservatory of Music and general arts and culture program, and international and European relations, strong achievements in sustainability, foot of the mountains, city square
Germany	308	2101	19	16	Yes	Yes	Hamburg	1m	Yes	Very Good	9		Very Good						
Germany	308	2101	19	16	Yes	Yes	Kiel	247548	Yes	Good	12								Education
Germany	308	2101	19	16	Yes	Yes	Rostock	208866	Yes	Good	15								Hanse Sail festival
Iceland	NA	NA	138		Yes	No	Reykjavik *	228231	Yes	Good	19	Yes	Very Good	None	Yes	Yes	Yes	Small centralised population, minimal presence in Hobart	Mercury article
India	911	596	11	1644	Yes	No	Thiruvananthapuram	957730	Yes	Good	1		Very Good	Some		Yes	Yes	Adani active in their port industry	Cricket, small cruise ships, ITC, tourism, port industry is underdeveloped, aerospace centre
India	911	596	11	1644	Yes	No	Khandwa	200738	No					Some	Yes		Yes		Hydro power, origin of the film Lion, agriculture
India	911	596	11	1644	Yes	No	Kochi (Cochin)	677381	Yes	Good	4		Very Good	Some	Yes		Yes		Harbour, ITC, domestic and international tourism, zinc, maritime oceanography and fisheries training and research, cricket, yachting
Indonesia	71	76	7	118	Yes	Yes	Surabaya	3.5m	Yes	Good	19			Very Strong	Yes	Yes	Yes	Small local population in Hobart	Recognised for sustainability (awards in 2011, 2014 and 2018), shipyards and naval schools, second largest port in Indonesia, Large natural harbour
Ireland	149	6836	81		No	No	Coirk	210000	Yes	Very Good	6+		Good	Some					
Ireland	149	6836	81		No	No	Dublin	554554	Yes	Very Good	4		Very Good	Some	Yes				
Ireland	149	6836	81		No	No	Limerick	162413	Yes	Very Good	3		Good	None				Minimal presence in Hobart	
Laos	NA	12	134		Yes	No	Vientiane	820000	No	Fair	6			None		Yes	Yes		
Malaysia	515	120	2	555	Yes	Yes	George Town	2.4m	Yes	Good	8	Yes	Very Good	Strong	Yes	Yes	Yes	Sister city with Adelaide	Tourism, cuisine, arts
Malaysia	515	120	2	555	Yes	Yes	Johor Bahru	497067	Yes	Good	6		Good	Strong					Education, Monash University campus, proximity to Singapore
Malaysia	515	120	2	555	Yes	Yes	Kuala Lumpur	7.2m	Yes	Good	9		Very Good	Strong	Yes	Yes	Yes		UTAS currently completing market assessment
Malaysia	515	120	2	555	Yes	Yes	Kuching	165642	Yes	Good	10		Good	Strong				Regional history of high impact logging, ongoing global criticism of palm oil	Marine conservation, bird migration, Swinburne university campus
Malaysia	515	120	2	555	Yes	Yes	Malacca City	484855	Yes		10		Good	Strong					Tourism
Nepal	176	204	105	994	Yes	No	Jiri	13638	No	Fair				Some					Key market for migration, some interest from UTAS for recruitment, new cable car development
Nepal	176	204	105	994	Yes	No	Pokhara	402996	No	Fair	3		Good	Some					Major tourist destination, cable car being constructed, agriculture
Netherlands	156	1023	16		Yes	No	Nijmegen	736107	No	Good	7			None	Yes				
Netherlands	156	1023	16		Yes	No	Rotterdam	634660	Yes	Very Good	13+		Very Good	Some	Yes	Yes	Yes		Education, maritime
Netherlands	156	1023	16		Yes	No	Utrecht	347574	No	Good	4		Good	None					
New Zealand	570	312	12		Yes	Yes	Christchurch *	404500	Yes	Good	7		Good	Some					Gateway to the Antarctic, Mercury article
New Zealand	570	312	12		Yes	Yes	Dunedin *	130700	Yes	Good	4	Yes	Good	Some					Mercury article
New Zealand	570	312	12		Yes	Yes	Wellington	418500	Yes	Good	5		Good						
Norway	NA	85	46		No	No	Bergen	420000	Yes	Good	6			Some					Tourism, cruise ships, marine research
Norway	NA	85	46		No	No	Oslo	673469	Yes	Very Good	8		Very Good	Some	Yes	Yes	Yes		Maritime, wool
Norway	NA	85	46		No	No	Tromsø	75638	Yes	Good	8	Yes	Very Good	Some	Yes	Yes	Yes	Small population in Hobart	Education, orchestra, gateway to the arctic, nature, tyranny of
Poland	NA	687	39	7	Yes	No	Gdynia	246309	Yes	Very Good	16		Good	None	Yes	Yes			Shipbuilding, cruise ships, climate, liveable
Poland	110	687	39	7	Yes	No	Katowice	294510	No	Good	10		Very Good	None					Coal, steel
Poland	110	687	39	7	Yes	No	Krakow	771069	No	Very Good	34		Very Good	None	Yes	Yes			Has exchange links to UTAS
Portugal	NA	NA	61		Yes	No	Lisbon	505526	Yes		17		Very Good	None	Yes	Yes			Cruise ships, tourism
South Korea	223	240	9	189	Yes	No	Busan	3.5m	Yes	Good	25		Very Good	Strong	Yes	Yes	Yes		
South Korea	223	240	9	189	Yes	No	Incheon	3m	Yes	Good	21	Yes	Good	Strong	Yes	Yes	Yes		Education, sport, UTAS currently completing market assessment
South Korea	223	240	9	189	Yes	No	Jeju	604771		NI				Strong	Yes	Yes	Yes		Tourism, natural environment, abalone and seafood, beaches, naval
Sweden	23	115	35	1	Yes	No	Malmö	316588	Yes	Good	11		Good	Some	Yes	Yes	Yes		Shipbuilding, maritime, has exchange relationship with UTAS
Sweden	23	115	35	1	Yes	No	Stockholm	965232	Yes	Very Good	22		Very Good	Some	Yes	Yes	Yes		Shipbuilding
Uganda	NA	NA	119	5	No	No	Kigali	44604	No	NI				None			Yes		Policy of no formal twin city relationships
United Kingdom	2506	5855	27	22	Yes	Yes	Aberdeen	198670	Yes	Good	6		Good	Some		Yes			Fishing, shipbuilding, education
United Kingdom	2506	20777	27	22	Yes	Yes	Bristol	463400	Yes	Good	7		Very Good	Some	Yes	Yes			Shipping history
United Kingdom	2506	20777	27	22	Yes	Yes	Cambridge	123867	No	Very Good	2		Good	Some	Yes	Yes			Education, has links to UTAS
United Kingdom	2506	455	27	22	Yes	Yes	Cardiff	346090	Yes	Very Good	7		Good	Some	Yes	Yes			Tourism, has exchange relationship with UTAS
United Kingdom	2506	5855	27	22	Yes	Yes	Edinburgh	518500	Yes	Very Good	14		Very Good	Some	Yes	Yes			
United Kingdom	2506	5855	27	22	Yes	Yes	Glasgow	626410	Yes	Very Good	8		Very Good	Some	Yes	Yes			Shipbuilding
United Kingdom	2506	20777	27	22	Yes	Yes	Liverpool	491500	Yes	Very Good	9		Very Good	Some	Yes	Yes			Cruise ships in heart of the city, has exchange relationship with UTAS
United Kingdom	2506	20777	27	22	Yes	Yes	Newcastle	300196	Yes	Good	9		Very Good	Some	Yes	Yes			Shipbuilding
United Kingdom	2506	20777	27	22	Yes	Yes	Southampton	253651	Yes	Very Good	3+		Very Good	Strong	Yes	Yes			Cruise ships, fishing, education
USA	373	236	8	76	Yes	Yes	Portland	653115	Yes	Good	10		Very Good	Strong	Yes	Yes			University of similar size and scale and model is of interest to UTAS
USA	373	236	8	76	Yes	Yes	San Diego	1.3m	Yes	Good	17	Yes	Good	Strong	Yes	Yes			Deep water port, shipbuilding including submarines, military, tourism, negative net migration recently, symphony orchestra
Vietnam	129	151	5	431	Yes	No	Da Nang City	1.2m	Yes	Good	22			None	Yes	Yes			Shipbuilding, forestry, fishing, sister city with Shizuoka
Vietnam	129	151	5	431	Yes	No	Hai Phong	2m	Yes	Good	7			None	Yes	Yes			Agriculture, forestry, aquaculture, maritime university, major growth in
Vietnam	129	151	5	431	Yes	No	Ho Chi Minh City	9m	Yes		25			None	Yes	Yes			Tourism

CITIES WITH ECONOMIC OUTCOMES

CITY	Thiruvanthapuram	Kuala Lumpur	Incheon	Surabaya
REGION	Kerala	Klang Valley	Seoul National Capital Area	East Java
COUNTRY	INDIA	MALAYSIA	SOUTH KOREA	INDONESIA
CRITERIA				
BACKGROUND INFORMATION				
GDP per capita (\$US)	\$2016	\$9,945	\$29,742	\$3,847
Population	957,730 (2011)	1.808 million (2017)	2.923 million (2017)	2.765 million (2010)
Density	4,500/km ²	6,696/ km ²	2,800/ km ²	8,458/ km ²
Population in Hobart	2016 ABS Statistics	2016 ABS Statistics	2016 ABS Statistics	2016 ABS Statistics
By country birthplace	595 (1.2%)	515 (1%)	223 (0.4%)	71 (0.1%)
By country ancestry	911 (1.8%)	120 (0.2%)	240 (0.5%)	76 (0.2%)
Student Enrolment Statistics	1644 Total for India 570 at UTAS, 2 at TAFE, 3 at other colleges	555 total for Malaysia 457 Higher Education, 124 VET	189 total for South Korea	118 total for Indonesia
Universities and Rankings	<ul style="list-style-type: none"> University of Kerala His Highness Maharaja's University College University Institute of Technology (QS 182) APJ Abdul Kalam Technological University IGNOU Study center- Open University Annamalai University Centre Department of Community Medicine Department of Forensic Medicine University College of Engineering Indira Gandhi National Open University 	<ul style="list-style-type: none"> University of Malaya (QS 70 / THE < 301 / ARWU* < 301) University Kebangsaan Malaysia (QS 160) University Tunku Abdul Rahman International Islamic University Malaysia Tunku Adbul Rahman University College UCSI University Taylor's University International Medical University Open University Malaysia Universiti Kuala Lumpur Wawasan Open University HELP University National University of Malaysia 	<ul style="list-style-type: none"> Yonsei University (QS 104 / ARWU* < 201) George Mason University Ghent University Gyeongin National University of Education Inha University Gachon University Gyeongin Women's College Inha Technical College Incheon Catholic University Incheon City College Incheon National University Jaineung College University of Utah SUNY South Korea Anyang University Korea Polytechnics II Seongsan Hyo University Juan International University 	<ul style="list-style-type: none"> Airlangga University Universitas 17 Agustus 1945 Sepuluh Nopember Institute of Technology State University of Surabaya Universitas Kristen Petra Electronic Engineering Polytechnic Institute of Surabaya Hang Tuah University Universitas Bhayangkara Institut Sains Terapan dan Teknologi Surabaya Universitas Pembangunan Nasional "Veteran" Jawa Timur Adhi Tama Institute of Technology Surabaya State Islamic University of Sunan Ampel University of Surabaya Wijaya Putra University

**ARWU is the Academic Ranking of World Universities*

CITIES WITH ECONOMIC OUTCOMES

CITY	Thiruvanthapuram	Kuala Lumpur	Incheon	Surabaya
REGION	Kerala	Klang Valley	Seoul National Capital Area	East Java
COUNTRY	INDIA	MALAYSIA	SOUTH KOREA	INDONESIA
		<ul style="list-style-type: none"> University of Nottingham Xiamen University 		<ul style="list-style-type: none"> Wijaya Kusuma University Widya Mandala Catholic Uni Widya Kartika Catholic Uni Pelita Harapan University Ciputra University Narotama University
Existing Twin / Sister City Relationships	 Galveston, Texas, US	 Chennai, India  Osaka, Japan Isfahan, Iran Mashhad, Iran Shiraz, Iran Malacca City, Malaysia Karachi, Pakistan Ankara, Turkey Dubai, United Arab Emirates	 Burbank, USA (1961)  Philadelphia, USA (1983)  Anchorage, USA (1986)  Kitakyushu, Japan (1988)  Tianjin, China (1993)  Kolkata, India  Dalian, China (1994)[30]  Hai Phong, Vietnam (1997)  Panama City, Panama (2000)  Tel Aviv, Israel (2000)  Alexandria, Egypt (2000)  Honolulu, USA (2003)  Chongqing, China (2007)  Mérida, Mexico (2007)  Manila, Philippines (2008)  Phnom Penh, Cambodia (2009)  Yekaterinburg, Russia (2009)  Banten, Indonesia (2009)  Kobe, Japan (2010)  Vladivostok, Russia (2012)  Caloocan, Philippines (2015)	 Kitakyushu, Japan (1992)  Seattle, USA (1992)  New Orleans, USA  Portland, USA Johor Bahru, Malaysia Kuala Belait, Brunei Den Haag, Netherlands Busan, South Korea (1994) Izmir, Turkey (1996) Varna, Bulgaria  Iskandariyah, Egypt Kaoshiung, Taiwan Mashhad, Iran  Kochi, Japan (1997)  Monterey, Mexico (2001)  Guangzhou, China (2005)  Xiamen, China (2008)  Wuhan, China Liverpool, UK (2017)
GENERAL INFORMATION				

CITIES WITH ECONOMIC OUTCOMES

CITY REGION COUNTRY	Thiruvanthapuram Kerala INDIA	Kuala Lumpur Klang Valley MALAYSIA	Incheon Seoul National Capital Area SOUTH KOREA	Surabaya East Java INDONESIA
Geography	Area 214 km ² West coast of India. Southern most city and capital of Kerala. "Evergreen City of India" - green landscapes and many public parks. Built on seven hills by the sea Moderately earthquake-prone urban center Seismic III Zone.	Area 243 km ² Average elevation 82m Located in the centre of the state of Selangor. Characterised by the Klang Valley, at the convergence of the Klang and Gombak rivers bordered by mountains in the east, minor ranges in the north and the strait of Malacca in the west.	Area 1040 km ² A port harbour protected by a tidal basin, making it an important location for fishing. Wide coastal grasslands, river valleys and bowls, hills and low mountains, and the Nakdong River, plus small islands off the west coast. Very close to Seoul.	Area 274 km ² Surabaya is the second largest city in Indonesia, located on the northern coast of East Java province along the Surabaya Strait opposite the island of Madura. It is mostly lowlands on the river estuary of Kalimas.
Climate	23.5-31.3°C Average rainfall 1,827.7 mm p/a Tropical, monsoon rains and mud-slides, earthquake zone.	32.4-23.9°C Average rainfall 2628mm p/a Tropical rainforest climate, warm and sunny with abundant rainfall, floods and monsoon season from October to March. Protected by the eastern Titiwangsa Ranges and Indonesia in the west, KL is safe from strong winds.	8-17°C Average rainfall 1450mm p/a Humid continental climate, and dry winter. Temperate, with four seasons, with extremes in differences in seasonal temperatures, impacted by Siberian winds.	23-31°C Average rainfall 1751mm p/a Tropical wet dry climate, with distinct wet and dry seasons. Wet season from November to June, dry season through to October.
Ethnicity / Religion	Hindu (66.46%) Christian (19.10%) Muslim (13.72%) Languages including Malayalam, English, Tamil, Hindi, Tulu, and a small percentage of Gujarati.	Largest city in Malaysia, with majority ethnic groups Malays, Chinese and Indian, as well as Eurasians, Kadazans, Ibans and other Malaysian indigenous groups. Historically predominantly Chinese. Pluralistic and religiously diverse with Islam, Hinduism, Buddhism, and Christianity all practiced.	Christianity 36% (Protestant and Catholic); 13.8 % Buddhism; 50% not religious / Muslim / other. Very family-centred.	Ethnic Javanese make up the majority of the population, with Chinese Indonesians, Indian Indonesians, Arabic, and ethnic Madurese the significant minorities. Around 65% are Sunni Islam, and much of the rest are Christian (Roman Catholic). Hindus, Buddhists and Jews are also represented.
Economy	Major IT Technology hub in Kerala. Contributes 55% of the State's software exports 2016. Also education, plantations,	KL is one of the most industrialised and fastest growing regional economy in Malaysia. The country's centre of finance,	The Incheon Free Economic Zone is a regional hub for logistics, international business, leisure and tourism. Seeing significant	Surabaya's port, Tanjungperak, is Indonesia's main naval centre. Main exports from the port include sugar, coffee, tobacco,

CITIES WITH ECONOMIC OUTCOMES

CITY REGION COUNTRY	Thiruvanthapuram Kerala INDIA	Kuala Lumpur Klang Valley MALAYSIA	Incheon Seoul National Capital Area SOUTH KOREA	Surabaya East Java INDONESIA
	<p>aerospace, commerce and tourism.</p> <p>More than 50% of the total population depends on agriculture for their livelihood. Agricultural workers constitute 42% of the total labour class. Economic growth rate 13.83% 2016-17.</p> <p>Listed as one of the top ten cities in India on 'Vibrancy and Consumption Index'. The city has seen a surge of investment in the real estate, infrastructure and retail sectors in 2016-17</p> <p>Home to India's first animation park <i>Kinfra Animation Park</i> (Animation and gaming).</p>	<p>real estate, media and the arts. Large service, education and health sectors. Interested in expanding research and development sector.</p> <p>Tourism hub, the 6th most visited city in the world, driven by cultural diversity, low costs, gastronomic and shopping appeal. Nearby Port Klang is the largest in the country, with container terminal, ferry services and yacht club.</p>	<p>economic growth led by manufacturing, transportation and logistics. Cruise terminal opened in April and new port began operation early in 2019. Increases in exports of pharmaceuticals, semiconductors, petroleum, and steel. Looking to explore new markets in culture, sports and tourism, and attracting investment in biotech, robot, drone and aviation sectors. Airport is known as one of the best in the world for restaurants, cultural experiences, shopping and entertainment. One of the world's first Smart Cities, described as the country's smartest with strong focus on technology.</p>	<p>teak, cassava, rubber, spices, vegetable oils, and petroleum products. The port has a large fishing fleet, and other industries include shipbuilding and repairs, locomotive workshops, as well as textiles, glass, chemicals and beer. The Lamong Bay is the first green port in Indonesia and one of the most sophisticated port terminals in the world.</p>
Culture	<p>People coexist peacefully, influencing and being influenced by one another's culture.</p> <p>Centre of intellectual and artistic activity, architecture and liberal customs.</p> <p>20 arts and sciences colleges in the district.</p> <p>Location of highly regarded 1st class Kerala Cricket Association.</p>	<p>Arts hub, with events including Kreative.Asia for new media and innovation, the Malaysian Film Festival, Future Music Festival, gourmet food festival, and a number of museums, art centres, galleries and theatre and performance halls. Champion basketball team, and interest in soccer, badminton and motorsports.</p>	<p>Culture has been historically influenced by China but now tending towards more western / US. Incheon is known for its Chinatown, good seafood and cuisine and cricket stadium. They support arts and culture exchange via the Incheon Art Platform. Events include the Pentaport Rock Festival and Songdo Beer Festival, Korea</p>	<p>Javanese culture in Surabaya is unique for its openness and specific practices including Ludruk (drama), Remo dance, and Kidungan (poetry), and arek (vocal). The Surabaya Art Festival is held in June and a number of other cultural festivals run throughout the year. The city has an old china town, as well as Dutch and Japanese influences.</p>

CITIES WITH ECONOMIC OUTCOMES

CITY REGION COUNTRY	Thiruvanthapuram Kerala INDIA	Kuala Lumpur Klang Valley MALAYSIA	Incheon Seoul National Capital Area SOUTH KOREA	Surabaya East Java INDONESIA
			Ocean Festival and K-Pop festivals.	Soccer and badminton are popular.
Politics	The city is governed by an elected Mayor. Decisions are made via 8 standing committees e.g. Finance, welfare, works, town planning.	Federal territory governed directly by the Malaysian Government via the Kuala Lumpur City Hall. Current Mayor is Nor Hisham Ahmad Dahlan who has been in office since 2015.	Incheon is one of six metropolitan cities that are self-governed (not a part of any province) under the democratic South Korean administration.	The city has its own local government and legislative body. The mayor and members of representatives are locally elected by popular vote for a five-year term. Current mayor, Tri Rismaharini, is first female for the city.
CONSIDERATION AGAINST COUNCIL'S POLICY – GUIDELINES FOR FUTURE INTERNATIONAL RELATIONSHIPS				
i) Clear identification of the specific outcomes sought from the relationship				
N.B. outcomes would be agreed with the place in question. Outcomes below are those likely to be identified in the context of the relationship.				
	<ul style="list-style-type: none"> • Tourism • Sport (Location of Kerala Cricket Association's headquarters which provides an interesting cricket exchange link potential) 	<ul style="list-style-type: none"> • Sport (basketball, soccer) • Research and development • Arts and film festivals • Economic (aquaculture, energy, ship building) 	<ul style="list-style-type: none"> • Sport (Incheon is home to the purpose built Yeonhui cricket ground with capacity 3000. Korean has both a men's and women's cricket team and is a member of the ICC) • Arts (Incheon Art Platform / exchange) • Research and education through the Korea Polar Research Institute with Australian Antarctic Division / knowledge exchange with Institute for Marine and Antarctic Studies (IMAS) • Smart City knowledge exchange • Actively seeking new markets in culture, sports and tourism 	<ul style="list-style-type: none"> • Maritime knowledge exchange, relating to sustainability, technology, fishing and education • Strengthen shipbuilding relationship with the region • Education • Arts collaborations • Beer brewing

CITIES WITH ECONOMIC OUTCOMES

CITY	Thiruvanthapuram	Kuala Lumpur	Incheon	Surabaya
REGION	Kerala	Klang Valley	Seoul National Capital Area	East Java
COUNTRY	INDIA	MALAYSIA	SOUTH KOREA	INDONESIA
ii) Relevance of the relationship in terms of achieving Council's major goals as outlined in the Strategic Plan				
Pillar 1	1.1.2 Create opportunities for people to connect to place, supporting spiritual and cultural customs and practices.	1.1.2 Create opportunities for people to connect to place, supporting spiritual and cultural customs and practices.	1.1.2 Create opportunities for people to connect to place, supporting spiritual and cultural customs and practices.	1.1.2 Create opportunities for people to connect to place, supporting spiritual and cultural customs and practices.
Pillar 2	<p>2.2.2 Support and advocate for all people and communities to celebrate their histories and identities and encourage mutual understanding.</p> <p>2.3.8 Enhance relationships with educational institutions and community-based organisations.</p> <p>2.3.9 Support citizen science and other community contributions to knowledge and innovation.</p>	<p>2.2.2 Support and advocate for all people and communities to celebrate their histories and identities and encourage mutual understanding.</p> <p>2.3.8 Enhance relationships with educational institutions and community-based organisations.</p> <p>2.3.9 Support citizen science and other community contributions to knowledge and innovation.</p>	<p>2.2.2 Support and advocate for all people and communities to celebrate their histories and identities and encourage mutual understanding.</p> <p>2.3.8 Enhance relationships with educational institutions and community-based organisations.</p> <p>2.3.9 Support citizen science and other community contributions to knowledge and innovation.</p>	<p>2.2.2 Support and advocate for all people and communities to celebrate their histories and identities and encourage mutual understanding.</p> <p>2.3.8 Enhance relationships with educational institutions and community-based organisations.</p> <p>2.3.9 Support citizen science and other community contributions to knowledge and innovation.</p>
Pillar 3	<p>3.1.1 Support Hobart's continued evolution as a creative and culturally engaging capital city, with a focus on community, accessibility and creative potential.</p> <p>3.1.5 Support and deliver events, festivals and markets.</p> <p>3.2.2 Support arts and events as a means of story sharing and sparking conversations about</p>	<p>3.1.1 Support Hobart's continued evolution as a creative and culturally engaging capital city, with a focus on community, accessibility and creative potential.</p> <p>3.1.5 Support and deliver events, festivals and markets.</p> <p>3.2.2 Support arts and events as a means of story sharing and sparking conversations about</p>	<p>3.1.1 Support Hobart's continued evolution as a creative and culturally engaging capital city, with a focus on community, accessibility and creative potential.</p> <p>3.1.5 Support and deliver events, festivals and markets.</p> <p>3.2.2 Support arts and events as a means of story sharing and sparking conversations about</p>	<p>3.1.1 Support Hobart's continued evolution as a creative and culturally engaging capital city, with a focus on community, accessibility and creative potential.</p> <p>3.1.5 Support and deliver events, festivals and markets.</p> <p>3.2.2 Support arts and events as a means of story sharing and sparking conversations about</p>

CITIES WITH ECONOMIC OUTCOMES

CITY REGION COUNTRY	Thiruvanthapuram Kerala INDIA	Kuala Lumpur Klang Valley MALAYSIA	Incheon Seoul National Capital Area SOUTH KOREA	Surabaya East Java INDONESIA
Pillar 4	ideas, histories and diverse culture. 4.1.1 Identify and support Hobart's niche industries, which reflect the geography, climate, places, or particular skills found in Tasmania.	ideas, histories and diverse culture. 4.1.1 Identify and support Hobart's niche industries, which reflect the geography, climate, places, or particular skills found in Tasmania.	ideas, histories and diverse culture. 4.1.1 Identify and support Hobart's niche industries, which reflect the geography, climate, places, or particular skills found in Tasmania.	ideas, histories and diverse culture. 4.1.1 Identify and support Hobart's niche industries, which reflect the geography, climate, places, or particular skills found in Tasmania.
Pillar 5	4.2.1 Support ways of welcoming people of all backgrounds to participate in Hobart's economy and professional communities. 5.3.1 Respond to the current trends and future opportunities of the smart cities concept and associated technologies.	4.2.1 Support ways of welcoming people of all backgrounds to participate in Hobart's economy and professional communities. 5.3.1 Respond to the current trends and future opportunities of the smart cities concept and associated technologies.	4.2.1 Support ways of welcoming people of all backgrounds to participate in Hobart's economy and professional communities. 5.3.1 Respond to the current trends and future opportunities of the smart cities concept and associated technologies.	4.2.1 Support ways of welcoming people of all backgrounds to participate in Hobart's economy and professional communities. 5.3.1 Respond to the current trends and future opportunities of the smart cities concept and associated technologies.
Pillar 8	8.2.4 Position the city regionally, nationally and internationally to achieve positive outcomes. 8.4.3 Embrace opportunities to incorporate participatory community engagement methods.	8.2.4 Position the city regionally, nationally and internationally to achieve positive outcomes. 8.4.3 Embrace opportunities to incorporate participatory community engagement methods.	8.2.4 Position the city regionally, nationally and internationally to achieve positive outcomes. 8.4.3 Embrace opportunities to incorporate participatory community engagement methods.	8.2.4 Position the city regionally, nationally and internationally to achieve positive outcomes. 8.4.3 Embrace opportunities to incorporate participatory community engagement methods.
iii) Value - economic development, business investment, education, tourism for Hobart / Tasmania (specifically for local businesses and educational institutions)				
Business Potential	Collaborations in the film, animation and technology industry - software development. Home to India's first animation park <i>Kinfra Animation Park</i>	KL is the country's centre of finance, real estate, media and the arts, services, education and health sectors which all have commercial potential for a partner city.	Antarctic vessel supply and other related business opportunities. Seeking investments and partnerships in in biotech, robot, drone and aviation sectors.	Shipbuilding and servicing Beer brewing collaborations

CITIES WITH ECONOMIC OUTCOMES

CITY REGION COUNTRY	Thiruvanthapuram Kerala INDIA	Kuala Lumpur Klang Valley MALAYSIA	Incheon Seoul National Capital Area SOUTH KOREA	Surabaya East Java INDONESIA
	(Animation and gaming) which is a growing sector in Hobart. Energy (Entura) Aquaculture	Interested in expanding research and development sector which could provide opportunities for Menzies (UTAS). Nearby Port Klang is the largest in the country, with container terminal, ferry services, ship building and yacht club.		
Education	Traditional performance skills Software development Animation Sport exchanges (Cricket) Student exchange	Potential location for UTAS offshore programs	Asialink International Exchange Program. Research and development relationships via Korean Polar Research Institute and AAD/IMAS. Potential location for UTAS offshore programs.	Continued development of Indonesian marine capability and education, on the basis of existing UTAS relationships.
Tourism	Cricket games Promotional - multicultural community	Tourism hub, the 6th most visited city in the world , driven by cultural diversity, low costs, gastronomic and shopping appeal.	Cricket games Arts and music festivals	Arts festivals Fashion
iv) Value (supporting community and cultural linkages)				
	Relationship of cultural exchange and understanding in recognition of our local Indian community.	Relationship of cultural exchange and understanding in recognition of our local Malaysian community.	Relationship of cultural exchange and understanding in recognition of our local Korean community.	Relationship of cultural exchange and understanding in recognition of our local Indonesian community.
v) Willingness / capacity of the business or local community to support the relationship				
	The President of the Indian Cultural Society expressed strong support for a relationship between Hobart and India and attested that the Indian	Recent attempts are being made to engage with Malaysian community groups but to date have been unsuccessful.	One of the main Korean community leaders is currently out of the country. The Honorary Consul for South Korea in Tasmania attests to the support	Recent attempts are being made to engage with Indonesian community groups but to date have been unsuccessful.

CITIES WITH ECONOMIC OUTCOMES

CITY REGION COUNTRY	Thiruvanthapuram Kerala INDIA	Kuala Lumpur Klang Valley MALAYSIA	Incheon Seoul National Capital Area SOUTH KOREA	Surabaya East Java INDONESIA
	community would also be very supportive.		the community would provide for a formal relationship.	
vi) Potential for mutual learning through exchanges /information sharing to facilitate sustainability / continuous improvement				
		Focused on stronger sustainability through initiatives such as environmental clean-up of the Klang River, waste management, transport improvements and tackling urban sprawl and congestion.	Songdo in Incheon has implemented leading sustainable strategies in waste disposal, transport, street lighting, energy usage, electric vehicles, and Smart City innovations.	Surabaya is recognised for environmental sustainability, management and city planning, as one of the cleanest and greenest cities in Indonesia. It prioritises parks, accessibility, air quality and the environment. The Lamong Bay is the first green port in Indonesia.
vii) Capability of the Council to provide skills and resources to assist in humanitarian and capacity building projects				
	N/A. Not a benevolent relationship	N/A. Not a benevolent relationship	N/A. Not a benevolent relationship	N/A. Not a benevolent relationship
viii) Council resources (human and financial) required to sustain the relationship				
	Council's budget for the international program (in and outbound visits and projects) for 2019/2020 is: \$96,153. The international relations and economic development functions are delivered by 1.5 FTE. Any additional international relationships would require an increased budget.	Council's budget for the international program (in and outbound visits and projects) for 2019/2020 is: \$96,153. The international relations and economic development functions are delivered by 1.5 FTE. Any additional international relationships would require an increased budget.	Council's budget for the international program (in and outbound visits and projects) for 2019/2020 is: \$96,153. The international relations and economic development functions are delivered by 1.5 FTE. Any additional international relationships would require an increased budget.	Council's budget for the international program (in and outbound visits and projects) for 2019/2020 is: \$96,153. The international relations and economic development functions are delivered by 1.5 FTE. Any additional international relationships would require an increased budget.
ix) Evaluation of any political ramifications arising from the relationship				
	DFAT advises a 'high degree of caution' if travelling to India. Risks include terrorist activities, civil unrest, crime and a high rate of vehicle accidents.	DFAT advises 'normal safety precautions' if travelling to Malaysia. Malaysia and Australia have a long history of partnership with	DFAT advises 'normal safety precautions' if travelling to South Korea. South Korea and Australia are strong economic, political and	DFAT advises a 'high degree of caution' if travelling to Indonesia. This is largely due to the high risk of a terrorist attack.

CITIES WITH ECONOMIC OUTCOMES

CITY REGION COUNTRY	Thiruvanthapuram Kerala INDIA	Kuala Lumpur Klang Valley MALAYSIA	Incheon Seoul National Capital Area SOUTH KOREA	Surabaya East Java INDONESIA
	<p>India's relationship with Pakistan has been problematic since the time of partition and the end of British rule in 1947. Pakistan has not been identified as a country with cities with strong strategic links to Hobart which makes this dispute in this context less significant.</p> <p>As a strategic partner since 2009, India and Australia enjoy strong political, economic and community ties. Education is Australia's second largest export to India and tourism numbers continue to grow.</p> <p>Adani, which has faced recent negative press in Australia around Queensland mining operations, manages Thiruvanthapuram's port industry.</p>	<p>the 60th anniversary of Australia's diplomatic presence in Malaysia celebrated in 2015 with an elevation of the relationship to a strategic partnership.</p> <p>There are currently more than 25,000 Malaysians studying in Australia (Malaysia is ranked third as a source country for international students).</p> <p>Tourism is growing. In 2016 Malaysia was Australia's 7th largest market for international arrivals.</p> <p>The Malaysia Australia Free Trade Agreement came into being in 2013.</p> <p>As a country, Malaysia has a history of high impact logging, and faces ongoing global criticism of their palm oil industry.</p>	<p>strategic partners with South Korea being Australia's fourth largest two-way trading partner.</p> <p>South Korea is the seventh largest source of international students with more than half of these enrolled in VET courses.</p> <p>Australian artists, performers and cultural institutions are building links with South Korean partners, recognising the strong, distinctly Korean contributions being made to worldwide culture by artists building on their rich cultural heritage and using traditional methods and sophisticated technology. South Korea has the potential to become a major research partner for Australia, particularly as it focuses on innovation to drive its economic growth. One industry of focus for South Korea is the hydrogen or low carbon fuel economy.</p> <p>Since the Korean war, South Korea has prioritised responding to the military threat from North Korea and has been closely allied with the USA to guarantee its security.</p>	<p>Indonesia is the third largest democracy in the world with the world's largest Muslim population. It is one of Australia's most important bilateral relationships.</p> <p>With 1 million Australians visiting Indonesia each year, it's the number 2 destination for all outbound Australian tourists.</p> <p>Australia's two-way trade with Indonesia was worth \$16.8 billion in 2017-18, making Indonesia our 13th largest trade partner. Agricultural products are among Australia's key merchandise exports to Indonesia, while crude petroleum and manufactured goods are key imports. Indonesia was Australia's largest market for wheat (\$950 million) and live animals (\$575 million) in 2017-18.</p>









CITIES WITH ECONOMIC OUTCOMES

CITY	Thiruvanthapuram	Kuala Lumpur	Incheon	Surabaya
REGION	Kerala	Klang Valley	Seoul National Capital Area	East Java
COUNTRY	INDIA	MALAYSIA	SOUTH KOREA	INDONESIA
			A free trade agreement was signed in between South Korea and Australia in 2014.	
KEY STAKEHOLDER PRIORITIES				
Fits with strategy of DoSG	The Indian subcontinent is identified as a priority for focused engagement, with key market opportunities in education, resources and energy, and tourism. India is Tasmania's 11 th largest export market with main exports being aluminium, zinc, newsprint and wool.	Malaysia is one of five countries targeted by DoSG for broad strategic engagement through to 2025, to build stronger trade links, and brand presence. Research has shown strong potential for success across multiple sectors on the basis of trade, people linkages, employment intensity, investment and ease of doing business. Malaysia is Tasmania's 2 nd largest export market, with main exports being tin, zinc, aluminium and confidential items.	South Korea is identified as a priority for focused engagement, with key market opportunities in food and agribusiness, international education, and science and technology. South Korea is Tasmania's 9 th largest export market with main exports being aluminium, iron, zinc, beef and confidential items.	Indonesia is identified as a priority for focused engagement as part of the ASEAN market, with key opportunities in advanced manufacturing, food and agribusiness, international education, and resources and energy. Indonesia is Tasmania's 7 th largest export market with main exports being zinc, aluminium and salmon.
DoSG Priority for Broad Engagement	No	Yes	No	No
DoSG Priority for Focused Engagement	Yes	No	Yes	Yes
Key Sectors	<ul style="list-style-type: none"> • Education • Resources and energy • Tourism • Aquaculture 	<ul style="list-style-type: none"> • Broad interest across multiple sectors 	<ul style="list-style-type: none"> • Food and agribusiness • International education • Science and technology • Hydrogen (low carbon) economy 	<ul style="list-style-type: none"> • Advanced manufacturing • Food and agribusiness • International education • Resources and energy

CITIES WITH ECONOMIC OUTCOMES

CITY REGION COUNTRY	Thiruvanthapuram Kerala INDIA	Kuala Lumpur Klang Valley MALAYSIA	Incheon Seoul National Capital Area SOUTH KOREA	Surabaya East Java INDONESIA
Alignment with Tourism Tasmanian priority markets	India is an emerging market for Australia, and Tasmania is seeing consistent quarterly growth.	Tourism Tasmania has some interest in Malaysia via its Singapore hub, but it is wary of the country's volatility and airline safety.	Tourism Tasmania has some interest in South Korea, but has observed a decline in visitation and stagnation.	Tourism Tasmania has some interest in Indonesia via its Singapore hub, but considers it a developing market.
Interest for UTAS	India is of interest to UTAS for recruitment only. Indian student enrolments at UTAS for 2019 numbered 570.	Malaysia is of interest to UTAS as a potential destination for offshore programs, noting other Australian institutes have a presence there including Monash, Swinburne and Curtin Universities. UTAS has existing relationships with a number of Malaysian universities and is currently conducting market research to be finalised next year. Malaysia's top universities are geographically dispersed across the country (from Penang in the north to Kuching in Borneo), including a number of international campuses. International presence in KL includes Monash, the University of Nottingham and Xiamen University. Other hubs of education may be considered such as Johor Bahru, Kuching, and Penang.	Incheon is home to the Korea Polar Research Institute, whose Antarctic Program has existing relationships with UTAS and Hobart, with regular visits for their icebreaker RV Araon, and delegate visits to IMAS. Korea is of interest to UTAS for potential offshore programming, with market research underway to be finalised next year.	UTAS has strong links with Indonesia as a location for offshore education, recruitment, and through the new trade agreement, as well as significant training and apprenticeship programs for the Indonesian fishing, maritime and shipbuilding industry. In addition, Incat has a very strong relationship with the region, currently building new vessels for the local coastguard.

CITIES WITH CULTURAL OUTCOMES

CITY	Suva	Kochi
REGION	Central Division, Viti Levu	Kerala
COUNTRY	FIJI	INDIA
CRITERIA		
BACKGROUND INFORMATION		
GDP per capita (\$US)	\$5589	\$2016
Population	176,000 (2014)	677,381 (2011)
Density	43/km ²	94.88/km ²
Population in Hobart	2016 ABS Statistics	2016 ABS Statistics
By country birthplace	131 (0.3%)	1260 (1.9%)
By country ancestry	127 (0.2%)	911 (1.8%)
Student Enrolment Statistics	6 Total for Fiji	1644 Total for India 570 at UTAS, 2 at TAFE, 3 at other colleges
Universities and Rankings	<ul style="list-style-type: none"> • Fiji National University • The University of the South Pacific • College Of Medicine Pasifika Campus 	<ul style="list-style-type: none"> • Oxford University Press India • Madurai Kamaraj University • Cochin University of Science and Technology • Kerala University of Fisheries and Ocean Studies • Annamalai University • University College of Nursing • Punjab Technical University • Bharathiar University • MG University Regional Centre • Sikkim Manipal University (Distance) • Amrita School of Arts and Sciences
Existing Twin / Sister City Relationships	 Beihai, Guangxi, PRC  Taipei, Taiwan  Brighton, Tasmania  Llanera, Nueva Ecija, Philippines	 Norfolk, Virginia, US  Menlo Park, California, US  Pyatigorsk, Russia  Vilnius, Lithuania
GENERAL INFORMATION		
Geography	Area 2,048 km ² Harbour city built on a hilly peninsula reaching out into the sea. The harbour and the nearby coast is lined by mangroves. A significant part of the city centre, including the old parliament buildings, is built on reclaimed mangrove swamp. Regional geography is dense tropical rainforest and mountainous terrain.	Area 94.88 km ² Southwest coast of India incorporating several islands Lies at sea level, with a coastline of 48 km

CITIES WITH CULTURAL OUTCOMES

CITY	Suva	Kochi
REGION	Central Division, Viti Levu	Kerala
COUNTRY	FIJI	INDIA
Climate	20.7- 31.2 °C Heavy annual rainfall, average 3,000 mm p/a Tropical with occasional cyclones	23-31 °C Tropical Average rainfall 2,978.0 mm p/a Monsoon rains
Ethnicity / Religion	Fiji has a diverse population of Fijian, Indian, European and Chinese heritage. Indigenous Fijians and Indo-Fijians comprise the bulk of Suva's population. Fiji's ethnic minority populations include Rotumans, Lauans, Rambiains, Caucasians (Europeans or Kaivalagi), part-Europeans (of European and Fijian descent), or 'Kailoma', amongst others. The most widely spoken language is English, but Fijian, Hindustani, and other languages are also spoken by their respective communities.	Majority of the city's residents are Malayalis. Significant ethnic minority communities including Tamils, Gujaratis, Jews, Anglo-Indians, Sikhs, Konkanis. Hinduism, Christianity and Islam, Jainism, Judaism, Sikhism and Buddhism. Higher education is invariably in English medium, and it is the preferred language in business circles.
Economy	Suva is Fiji's capital and largest metropolitan city in Fiji. A commercial hub, a political centre, a harbour city. Most of Fiji's financial institutions and government have their headquarters in the capital city. Fiji's international shipping is conducted at Suva's Kings Wharf as well as docking of international cruise ships. There are large industrial areas of factories and warehouses and import and export companies. Exporters of petroleum products, sugar, fish, clothing, mineral water, and gold. This area contains many shipyards for shipbuilding and repairs as well as container yards. There is a brewery and many printers. There is a large commercial and shopping scene in Suva. Fiji's cruise ship industry is booming, increasing fourfold since 2010, on the back of increasing interest in Australia and New Zealand as the world's fourth largest cruise market.	Financial and commercial capital of Kerala. One of the fastest-growing second-tier metro cities in India. Major business sectors include construction, manufacturing, ship building, transportation/shipping, seafood and spices exports, petro-chemical industries, information technology (IT), tourism, health services, and banking. Active working port and Naval base.
Culture	Fijian culture is informed by indigenous traditions and values, experienced through their food, hospitality and friendliness, food, festivals, music and contemporary art. Suva is the cultural and entertainment capital of the region and is host to many regional, national and local events. The city has very developed and advanced entertainment and event infrastructure, and hosts a busy calendar of events every year.	Diverse, multicultural, and secular community. Kochiites are an important part of the South Indian culture and rapidly evolving becoming more cosmopolitan in their outlook. Kochiites are increasingly fashion-conscious, deviating from the traditional Kerala wear to western clothing. Strong arts (literary and visual) and sport (football and cricket) focus. Kochi is reportedly the 6th best city in India according to the liveability index of 2011. Kochi has been hosting India's first art biennale since 2012 which is India's largest art exhibition.

CITIES WITH CULTURAL OUTCOMES

CITY	Suva	Kochi
REGION	Central Division, Viti Levu	Kerala
COUNTRY	FIJI	INDIA
Politics	Fiji won its independence from the United Kingdom on October 10, 1970. Perceived difficulty resulting from violent tensions of Indian Fijian community with rest of native Fijians post military Coup.	Kochi is part of the Ernakulam Lok Sabha constituency in Indian Parliament. The Kerala region of India and specifically Kochi are often viewed as being at the forefront of policy making. Kochi Metro became the first government project in India to place transgender people in positions based on qualifications with the motive of providing equal opportunities and initiating a change in public perception towards transgender people.
CONSIDERATION AGAINST COUNCIL'S POLICY – GUIDELINES FOR FUTURE INTERNATIONAL RELATIONSHIPS		
i) Clear identification of the specific outcomes sought from the relationship		
N.B. outcomes would be agreed with the place in question. Outcomes below are those likely to be identified in the context of the relationship.		
	<ul style="list-style-type: none"> • Tourism • Trade • Student exchange 	<ul style="list-style-type: none"> • Tourism • Trade • Student exchange • Knowledge exchange – dealing with flood events. Kochi is currently suffering.
ii) Relevance of the relationship in terms of achieving Council's major goals as outlined in the Strategic Plan		
Pillar 1	1.1.2 Create opportunities for people to connect to place, supporting spiritual and cultural customs and practices.	1.1.2 Create opportunities for people to connect to place, supporting spiritual and cultural customs and practices.
Pillar 2	2.2.2 Support and advocate for all people and communities to celebrate their histories and identities and encourage mutual understanding. 2.3.8 Enhance relationships with educational institutions and community-based organisations. 2.3.9 Support citizen science and other community contributions to knowledge and innovation	2.2.2 Support and advocate for all people and communities to celebrate their histories and identities and encourage mutual understanding. 2.3.8 Enhance relationships with educational institutions and community-based organisations. 2.3.9 Support citizen science and other community contributions to knowledge and innovation
Pillar 3	3.1.5 Support and deliver events, festivals and markets. 3.2.2 Support arts and events as a means of story sharing and sparking conversations about ideas, histories and diverse culture	3.1.5 Support and deliver events, festivals and markets. 3.2.2 Support arts and events as a means of story sharing and sparking conversations about ideas, histories and diverse culture

CITIES WITH CULTURAL OUTCOMES

CITY REGION COUNTRY	Suva Central Division, Viti Levu FIJI	Kochi Kerala INDIA
Pillar 4	4.1.1 Identify and support Hobart's niche industries, which reflect the geography, climate, places, or particular skills found in Tasmania.	4.1.1 Identify and support Hobart's niche industries, which reflect the geography, climate, places, or particular skills found in Tasmania.
Pillar 8	4.2.1 Support ways of welcoming people of all backgrounds to participate in Hobart's economy and professional communities. 8.2.4 Position the city regionally, nationally and internationally to achieve positive outcomes. 8.4.3 Embrace opportunities to incorporate participatory community engagement methods.	4.2.1 Support ways of welcoming people of all backgrounds to participate in Hobart's economy and professional communities. 8.2.4 Position the city regionally, nationally and internationally to achieve positive outcomes. 8.4.3 Embrace opportunities to incorporate participatory community engagement methods.
iii) Value - economic development, business investment, education, tourism for Hobart / Tasmania (specifically for local businesses and educational institutions)		
Business Potential	Ship building Import (clothing/ export (potatoes/onions)	<ul style="list-style-type: none"> • Ship building and knowledge exchange. • Spice exchanges - • Spices Board of India and World Spice Organisation are headquartered in Kochi - Spice export – Tasmanian pepper-berry / saffron?
Education	Student exchange / sister schools	Student exchange / sister schools
Tourism	Suva is a destination for cruise ships.	Kochi marina port attracts large number of yachts – attract to Hobart/AWBF? Potential for Tasmanian artists contribute to the Kochi-Muziris Art Biennale.
iv) Value (supporting community and cultural linkages)		
	Relationship of cultural exchange and understanding in recognition of our local Fijian community. Harbour city / shipbuilding.	Relationship of cultural exchange and understanding in recognition of our local Indian community. Port City – providing potential connections for fishing, yachting, Australian Wooden Boat Festival
v) Willingness / capacity of the business or local community to support the relationship		
	The Fiji Australia Association of Tasmania President and Secretary expressed strong support for a relationship between Hobart and Fiji and attested that the Fijian community would also be very supportive. It is apparent that members of the Fijian community in Hobart have contacts in Fiji including the Attorney General and Minister for Local Government.	The President of the Indian Cultural Society expressed strong support for a relationship between Hobart and India and attested that the Indian community would also be very supportive.


















CITIES WITH CULTURAL OUTCOMES

CITY	Suva	Kochi
REGION	Central Division, Viti Levu	Kerala
COUNTRY	FIJI	INDIA
vi) Potential for mutual learning through exchanges /information sharing to facilitate sustainability / continuous improvement		
	Effects of climate change threaten Fiji's natural resources. Conservation International is running a number of initiatives addressing unsustainable fishing practices, loss of forests and climate change	Ship building knowledge exchange. Knowledge exchange relating to local government reaction to flood events. Cochin Airport leading sustainability in aviation and infrastructure.
vii) Capability of the Council to provide skills and resources to assist in humanitarian and capacity building projects		
	N/A. Not a benevolent relationship.	N/A. Not a benevolent relationship.
viii) Council resources (human and financial) required to sustain the relationship		
	Council's budget for the international program (in and outbound visits and projects) for 2019/2020 is: \$96,153. The international relations and economic development functions are delivered by 1.5 FTE. Any additional international relationships would require an increased budget.	Council's budget for the international program (in and outbound visits and projects) for 2019/2020 is: \$96,153. The international relations and economic development functions are delivered by 1.5 FTE. Any additional international relationships would require an increased budget.
ix) Evaluation of any political ramifications arising from the relationship		
	DFAT advises 'normal' safety precautions if travelling to Fiji. Australia and Fiji share a strong and enduring bilateral relationship, demonstrated by Prime Minister Morrison and Prime Minister Bainimarama's signing of the 'Fiji-Australia Vuvale Partnership' on 16 September 2019. 'Vuvale' means family in Fijian. The Partnership is broad-ranging and comprehensive and builds on the already strong foundations in the Fiji-Australia relationship. It paves the way for deeper security, economic and people-to-people links between both countries. It also commits Australia and Fiji to strengthening bilateral political cooperation. Australia and Fiji have extensive people-to-people links. Over 3,000 Australian companies do business in Fiji and 98,000 Fijians live in Australia. An offer of city to city friendship could be received with some wariness in light of Federal Government attitude to climate change and impact on Pacific Islands but this is unlikely.	DFAT advises a 'high degree of caution' if travelling to India. Risks include terrorist activities, civil unrest, crime and a high rate of vehicle accidents. India's relationship with Pakistan has been problematic since the time of partition and the end of British rule in 1947. Pakistan has not been identified as a country with cities with strong strategic links to Hobart which makes this dispute in this context less significant. As a strategic partner since 2009, India and Australia enjoy strong political, economic and community ties. Education is Australia's second largest export to India and tourism numbers continue to grow. There is no advice of political ramifications of a city to city relationship between Hobart and Kochi.

CITIES WITH CULTURAL OUTCOMES

CITY	Suva	Kochi
REGION	Central Division, Viti Levu	Kerala
COUNTRY	FIJI	INDIA
	As Brighton City Council in Tasmania has an existing relationship with Suva, they would need to be consulted further to advance Suva as an option. Lautoka is supported by the community as another Fijian city for consideration if a collaborative relationship is not of interest.	
KEY STAKEHOLDER PRIORITIES		
Fits with strategy of DoSG	Fiji is not a priority market for DoSG, but ranks number 45 in Tasmania's top export markets, with main exports being predominantly food and beverage products including chocolate and carrots.	The Indian subcontinent is identified as priority market for focused engagement, with key market opportunities in education, resources and energy, and tourism. India is Tasmania's 11 th largest export market with main exports being aluminium, zinc, newsprint and wool.
DoSG Priority Market	No	No
DoSG Focused Engagement	No	Yes
Key Sectors	<ul style="list-style-type: none"> Food and agribusiness 	<ul style="list-style-type: none"> Education Resources and energy Tourism
Alignment with Tourism Tasmanian priority markets	Fiji is not a priority market for Tourism Tasmania.	India is an emerging market for Australia, and Tasmania is seeing consistent quarterly growth.
Interest for UTAS	Suva is of interest to UTAS for short term outbound exchange, and ongoing naval training, mostly facilitated from Launceston, for several Pacific and Guardian-class patrol boats donated by Australia to the Fijian Navy since the 1980s. The Fijian Navy is mostly based in Suva, with minor presence elsewhere in the country and overseas.	India is of interest to UTAS for recruitment only. Indian student enrolments at UTAS for 2019 numbered 570.

CITIES WITH KNOWLEDGE EXCHANGE OUTCOMES

CITY	Freiburg im Breisgau	Southampton	Halifax
REGION	Baden-Württemberg	Hampshire	Nova Scotia
COUNTRY	GERMANY	ENGLAND	CANADA
CRITERIA			
BACKGROUND INFORMATION			
GDP per capita (\$US)	\$44,470	\$43,200	\$45,032
Population	230,241 (2018)	253,651 (2011)	431,479 (2017)
Population Density	1500/km ²	5065/km ²	1349/km ²
Population in Hobart	2016 ABS Statistics	2016 ABS Statistics	2016 ABS Statistics
By country birthplace	308 (0.6%)	2506 (5%) United Kingdom	163 (0.3%)
By country ancestry	2101 (4.2%)	20,777 (41.2%)	113 (0.2%)
Student Enrolment Statistics	16 enrolments, all at UTAS	22 UK enrolments, all at UTAS	No stats
Universities and Rankings	<ul style="list-style-type: none"> • Albert Ludwig University of Freiburg (169 QS / 86 THE / 101-150 ARWU*) • Freiburg University of Education • Protestant University for Applied Sciences • Freiburg Music Academy • Catholic University of Applied Sciences • International University of Cooperative Education • Three Max Planck Research Institutes • Five Fraunhofer Institutes 	<ul style="list-style-type: none"> • University of Southampton (96 QS / 118 THE / 101-150 ARWU*) • Southampton Solent University 	<ul style="list-style-type: none"> • Dalhousie University (280 QS / 251-300 THE / 201-300 ARWU*) • Saint Mary's University • Mount Saint Vincent University • University of King's College • Atlantic School of Theology • Nova Scotia College of Art and Design • Nova Scotia Community College • Université Saint-Anne
Existing Twin / Sister City Relationships	<ul style="list-style-type: none">  Besançon, France (1959)  Innsbruck, Austria (1963)  Padua, Italy (1967)  Guildford, England (1979)  Madison, Wisconsin (1987)  Matsuyama, Japan (1988)  Lviv, Ukraine (1989)  Granada, Spain (1991)  Isfahan, Iran (2000)  Suwon, South Korea (2015) 	<ul style="list-style-type: none">  Miami, Florida USA (2019)  Qingdao, China (1998)  Hazebrouck, France  Le Havre, France 	<ul style="list-style-type: none">  Hakodate, Japan (1982)  Campeche, Mexico (1999)  Norfolk, Virginia USA (2006)
GENERAL INFORMATION			

CITIES WITH KNOWLEDGE EXCHANGE OUTCOMES

CITY REGION COUNTRY	Freiburg im Breisgau Baden-Württemberg GERMANY	Southampton Hampshire ENGLAND	Halifax Nova Scotia CANADA
Geography	Area 155 km ² Located in the southwest at the edge of the Black Forest, in the shadow of Roßkopf mountain, on the Dreisam River. Close proximity to France and Switzerland.	Urban area 72.8 km ² Located on a deep water estuary at the ria of the rivers Test and Itchen, good for salmon fishing. The town quay dates to the 13 th century. The city experiences a double high tide due to the English Channel, making large ship movements easier. The surrounding area of the Hampshire Basin sits atop chalk beds. A number of ferry services terminate in the city.	Urban area 234 km ² Located on the traditional ancestral lands of the Mi'kmaq indigenous peoples, occupying a length of 165km along the south coastline of Nova Scotia in the south east of Canada. Coastline is heavily indented, mostly rocky with isolated beaches and bays, making for a total coastline 400km. The municipality spans farmland, rolling hills, and a number of islands and peninsulas. The port is one of the largest natural harbours in the world and Canada's gateway to the Atlantic.
Climate	Average temperature 7.7-15.6°C Average rainfall 934mm p/a Oceanic climate, with limited marine features due to distance from ocean. Summers have subtropical influence and are the warmest in Germany. Moderate winters, frequent frost.	Average temperature 7.7-15.1°C Average rainfall 779mm p/a Oceanic climate, among the warmer sunnier cities of the UK.	Average temperature -10-24°C Average rainfall 984mm p/a Humid continental climate, bordering on oceanic, influenced by the sea. Short warm summer, cold winter. Precipitation is high year round, heavy snow in winter, sometimes impacted by hurricanes.
Ethnicity / Religion	Strong history of Christianity (Roman Catholic, Lutheran, Protestant) and Judaism. Jews were persecuted during WWII, the synagogue burned, and citizens kidnapped, executed, or forced to emigrate.	Main ethnic groups are Indian, African, Chinese, Pakistani, and other Asian groups. Major religions are Christian, Muslim, Hindu, and many claim no religion. The city is one of the most youthful and densely populated cities in the UK. The city's student population is approximately 40,000.	It is ethnically and religiously diverse with the population including African Americans, Arabs, Chinese, Filipino, Indigenous and other mostly Asian groups. Main religions are Christianity, Islam, Buddhist, Hindu and Judaism.
Economy	Evolved from a mining town to a commercial and cultural centre for arts and sciences. Silver mines made Freiburg one of the richest cities in Europe in the 1300s. Strong academic history; the Albert-Ludwigs Universität is one of the oldest in Germany. Tourism hub, with the longest cable car in Germany. Main regional industries are mechanical and precision engineering, metal processing,	Health and education are the main employment sectors in the city. The Port of Southampton is Northern Europe's busiest turnaround port, with a history of cruise ships going back to the 1840s, now welcoming more than 500 cruise ship calls and 2 million passengers per year, bringing \$2million to the city's economy. All four of the city's cruise terminals have undergone multi-million dollar	Main employers are the defence department, the two main universities (Dalhousie and Saint Mary's), the local shipyard and port, other government agencies and the Bedford Institute of Oceanography. Major resource industries are agriculture, fishing, mining, forestry, and natural gas. Tourism is a major industry, including frequent visits from

CITIES WITH KNOWLEDGE EXCHANGE OUTCOMES

CITY REGION COUNTRY	Freiburg im Breisgau Baden-Württemberg GERMANY	Southampton Hampshire ENGLAND	Halifax Nova Scotia CANADA
	timber, plastics processing, logistics, media, life science, micro system technology, environmental technology, medical engineering, renewable energy (particularly solar), measurement and control technology and healthcare.	state of the art refurbishments enabling them to cater for the largest vessels in the world. In June 2019 the city signed sister city status with the largest cruise port in the world, Miami, in the interests of leading industry best practice. The port has particular links to Cunard and Carnival UK and is home to Princess and P&O cruise operators, as well as the Maritime and Coastguard Agency and the Maritime Investigation Branch. The city's strong economy is promoting development, including the city's first waterfront skyscrapers.	cruise ships. In the summer visiting period from April to November, Halifax expected the longest cruise ship season to date, with a record breaking 192 vessel calls, with about 320,000 passengers in total.
Culture	Large academic community, stronghold of the green movement in the 1970s, with protests against nuclear energy. Known as Germany's gourmet region. Interests in soccer, ice hockey, rugby union, basketball, volleyball.	The city's museums reflect their strong maritime history, including being the departure point for the Titanic. Events include the Southampton Boat Show, one of the largest of its kind in Europe, and they have a strong theatre, ballet, music and arts scene. Popular sports include cricket, soccer, hockey, rugby, yachting and water sports.	Halifax is known for its walkability, with 20-25% of residents on the peninsula regularly walking to work. As a result of a lack of expressways, pedestrian connectivity is high. The city is a major regional cultural centre, and has maintained many of its maritime and military traditions, while opening itself to a growing multicultural and student population. It is home to a number of national standard sports complexes, and a number of museums and art galleries, as well as a symphony orchestra and several music festival celebrating local music, jazz, buskers, theatre, and the diversity and maritime history of the city. Their pride festival is one of the largest in Canada. Popular sports include hockey and ice hockey, lacrosse, basketball, rugby and soccer.
Politics	Strong green affiliation. The city's success is credited largely to its democratic strength, in	The city is governed by a council, and has been led by the Labour Party since 2012.	Regional municipalities voted to amalgamate with the urban municipality of Halifax in 1968, to form a large rural central

CITIES WITH KNOWLEDGE EXCHANGE OUTCOMES

CITY REGION COUNTRY	Freiburg im Breisgau Baden-Württemberg GERMANY	Southampton Hampshire ENGLAND	Halifax Nova Scotia CANADA
	particular in citizen participation, dynamic planning and consensus.		municipality of 5490 km ² occupying 10% of Nova Scotia land mass. The city is governed by a regional council, and also has three community councils.
CONSIDERATION AGAINST COUNCIL'S POLICY – GUIDELINES FOR FUTURE INTERNATIONAL RELATIONSHIPS			
i) Clear identification of the specific outcomes sought from the relationship			
N.B. outcomes would be agreed with the place in question. Outcomes below are those likely to be identified in the context of the relationship.			
	<ul style="list-style-type: none"> • Tourism • Education • Arts and culture exchange 	<ul style="list-style-type: none"> • Tourism • Shipbuilding knowledge sharing • Cruise ship industry and best practice • Research investment and programs • Boating and maritime activities • Arts and culture exchange 	<ul style="list-style-type: none"> • Managing impacts of cruise ships and increased tourism • Arts and culture exchange • Research interests • Tourism • Knowledge exchange around integrating a university into a city in a meaningful and constructive way
ii) Relevance of the relationship in terms of achieving Council's major goals as outlined in the Strategic Plan			
Pillar 1	1.1.2 Create opportunities for people to connect to place, supporting spiritual and cultural customs and practices.	1.1.2 Create opportunities for people to connect to place, supporting spiritual and cultural customs and practices.	1.1.2 Create opportunities for people to connect to place, supporting spiritual and cultural customs and practices.
Pillar 2	2.2.2 Support and advocate for all people and communities to celebrate their histories and identities and encourage mutual understanding. 2.3.8 Enhance relationships with educational institutions and community-based organisations. 2.3.9 Support citizen science and other community contributions to knowledge and innovation.	2.2.2 Support and advocate for all people and communities to celebrate their histories and identities and encourage mutual understanding. 2.3.8 Enhance relationships with educational institutions and community-based organisations. 2.3.9 Support citizen science and other community contributions to knowledge and innovation.	2.2.2 Support and advocate for all people and communities to celebrate their histories and identities and encourage mutual understanding. 2.3.8 Enhance relationships with educational institutions and community-based organisations. 2.3.9 Support citizen science and other community contributions to knowledge and innovation.
Pillar 3	3.1.1 Support Hobart's continued evolution as a creative and culturally engaging capital	3.1.1 Support Hobart's continued evolution as a creative and culturally engaging capital	3.1.1 Support Hobart's continued evolution as a creative and culturally engaging capital

CITIES WITH KNOWLEDGE EXCHANGE OUTCOMES

CITY REGION COUNTRY	Freiburg im Breisgau Baden-Württemberg GERMANY	Southampton Hampshire ENGLAND	Halifax Nova Scotia CANADA
Pillar 4	city, with a focus on community, accessibility and creative potential. 3.1.5 Support and deliver events, festivals and markets. 3.2.2 Support arts and events as a means of story sharing and sparking conversations about ideas, histories and diverse culture.	city, with a focus on community, accessibility and creative potential. 3.1.5 Support and deliver events, festivals and markets. 3.2.2 Support arts and events as a means of story sharing and sparking conversations about ideas, histories and diverse culture.	city, with a focus on community, accessibility and creative potential. 3.1.5 Support and deliver events, festivals and markets. 3.2.2 Support arts and events as a means of story sharing and sparking conversations about ideas, histories and diverse culture.
Pillar 5	4.1.1 Identify and support Hobart's niche industries, which reflect the geography, climate, places, or particular skills found in Tasmania. 4.2.1 Support ways of welcoming people of all backgrounds to participate in Hobart's economy and professional communities. 5.3.1 Respond to the current trends and future opportunities of the smart cities concept and associated technologies.	4.1.1 Identify and support Hobart's niche industries, which reflect the geography, climate, places, or particular skills found in Tasmania. 4.2.1 Support ways of welcoming people of all backgrounds to participate in Hobart's economy and professional communities. 5.3.1 Respond to the current trends and future opportunities of the smart cities concept and associated technologies.	4.1.1 Identify and support Hobart's niche industries, which reflect the geography, climate, places, or particular skills found in Tasmania. 4.2.1 Support ways of welcoming people of all backgrounds to participate in Hobart's economy and professional communities. 5.3.1 Respond to the current trends and future opportunities of the smart cities concept and associated technologies.
Pillar 8	8.2.4 Position the city regionally, nationally and internationally to achieve positive outcomes. 8.4.3 Embrace opportunities to incorporate participatory community engagement methods.	8.2.4 Position the city regionally, nationally and internationally to achieve positive outcomes. 8.4.3 Embrace opportunities to incorporate participatory community engagement methods.	8.2.4 Position the city regionally, nationally and internationally to achieve positive outcomes. 8.4.3 Embrace opportunities to incorporate participatory community engagement methods.
iii) Value - economic development, business investment, education, tourism for Hobart / Tasmania (specifically for local businesses and educational institutions)			
Business Potential	Metal ore exports Environmental technology	Cruise ship relationships Yachting and supporting industries	
Education	Sustainability modelling Arts and culture exchange Strong international university links	Expected increase from the UK in research investment. Strong international university links.	Integrated university modelling Research potential

CITIES WITH KNOWLEDGE EXCHANGE OUTCOMES

CITY	Freiburg im Breisgau	Southampton	Halifax
REGION	Baden-Württemberg	Hampshire	Nova Scotia
COUNTRY	GERMANY	ENGLAND	CANADA
	Research potential		
Tourism	Key location near Switzerland and France for tourism focus. Food and agribusiness.	Maritime events and boat festivals Arts and culture exchange Sporting games and exchanges Cruise ship relationships	Arts and culture exchange Cruise ship and tourism management
iv) Value (supporting community and cultural linkages)			
	Relationship of cultural exchange and understanding in recognition of our local German community.	Relationship of cultural exchange and understanding in recognition of our strong British history and community.	Relationship of cultural exchange and understanding in recognition of our local Canadian community.
v) Willingness / capacity of the business or local community to support the relationship			
	A discussion was had with the President of the German Australian Association. The capacity of the association to actively support a relationship is not perceived to be high.	No community organisation representing England was evident in Hobart / Tasmania.	A discussion was had with the President of the Tasmanian Canadian Association. It is felt that there would be some capacity in this association to support a relationship. Interestingly a member of the association is in the process of moving from Hobart to Halifax.
vi) Potential for mutual learning through exchanges /information sharing to facilitate sustainability / continuous improvement			
	Known as a green eco-city, and excels in the areas of transport, energy, waste management, land conservation and encouraging further sustainability. Has won numerous environmental awards and prioritised sustainable urban areas.	Southampton is recognised as a green city, and is making significant progress on a range of sustainability initiatives, including building codes, renewable energy and energy storage, bike sharing, electric vehicle and cycling infrastructure, public lighting, greenhouse and carbon emissions, and conservation. The City of Southampton has enabled the development of tall buildings on its waterfront. It would be interesting for Hobart to understand the data and decision making process that underpinned this.	Halifax introduced a Green Network Plan in 2018, the first of its kind in Canada, to understand and formalise sustainable policy taking into consideration wildlife patterns, the natural environment, and city planning. Governments have recently committed \$25million in combined investment for cycling infrastructure. The university's integration with the city and community life is of interest to UTAS. The Halifax Port Authority is a world leader in sustainability and green policy.
vii) Capability of the Council to provide skills and resources to assist in humanitarian and capacity building projects			
	N/A. Not a benevolent relationship	N/A. Not a benevolent relationship	N/A. Not a benevolent relationship
viii) Council resources (human and financial) required to sustain the relationship			
	Council's budget for the international program (in and outbound visits and projects) for 2019/2020 is: \$96,153.	Council's budget for the international program (in and outbound visits and projects) for 2019/2020 is: \$96,153.	Council's budget for the international program (in and outbound visits and projects) for 2019/2020 is: \$96,153.

CITIES WITH KNOWLEDGE EXCHANGE OUTCOMES

CITY REGION COUNTRY	Freiburg im Breisgau Baden-Württemberg GERMANY	Southampton Hampshire ENGLAND	Halifax Nova Scotia CANADA
	The international relations and economic development functions are delivered by 1.5 FTE. Any additional international relationships would require an increased budget.	The international relations and economic development functions are delivered by 1.5 FTE. Any additional international relationships would require an increased budget.	The international relations and economic development functions are delivered by 1.5 FTE. Any additional international relationships would require an increased budget.
ix) Evaluation of any political ramifications arising from the relationship			
	<p>DFAT advises ‘normal safety precautions’ if travelling to Germany.</p> <p>In 2015 a report to Chancellor Merkel and Prime Minister Turnbull by the Australia-Germany Advisory Group has been the driving force behind an intensification of the bilateral relationship. Australia and Germany share strong ties in innovation and research as well as education and the arts.</p> <p>There is no advice of political ramifications of a city to city relationship between Hobart and Freiburg.</p>	<p>DFAT advises ‘normal safety precautions’ if travelling to the UK.</p> <p>Australia and the UK have a significant and comprehensive relationship underpinned by shared heritage, common values, strong people-to-people links, closely aligned strategic outlook and interests and substantial trade and investment links.</p> <p>Brexit has presented Australia with a unique opportunity to strengthen its relationship with the UK. An Australia-UK Trade Working Group has been working since 2016 to scope out the parameters of a Free Trade Agreement for negotiation post-Brexit.</p> <p>There is no advice of political ramifications of a city to city relationship between Hobart and Southampton.</p>	<p>DFAT advises ‘normal safety precautions’ if travelling to Canada.</p> <p>The Australia-Canada relationship is mature, highly productive and broadly based. A comprehensive range of bilateral agreements cover issues such as trade, space cooperation, social security, air services, wildfire management, crisis management and consular services abroad, co-location of our missions overseas, mutual assistance in criminal matters and avoidance of double taxation. Australia and Canada grant each other preferential tariff rates on a limited range of products agreed under the Canada Australia Trade Agreement (CANATA), established in 1960 and amended in 1973.</p> <p>The Canadian Australian Chamber of Commerce (CACC) was launched on 20 October 2005. The Chamber is an independent, non-profit organisation that aims to contribute to increasing the level of trade and investment between Australia and Canada.</p> <p>There is no advice of political ramifications of a city to city relationship between Hobart and Halifax.</p>

CITIES WITH KNOWLEDGE EXCHANGE OUTCOMES

CITY	Freiburg im Breisgau	Southampton	Halifax
REGION	Baden-Württemberg	Hampshire	Nova Scotia
COUNTRY	GERMANY	ENGLAND	CANADA
KEY STAKEHOLDER PRIORITIES			
Fits with strategy of DoSG	Germany is identified as a priority for focused engagement as part of the European Union, with key opportunities in advanced manufacturing, food and agribusiness, international education, science and technology, and tourism. Germany is in Tasmania's top 20 largest export markets with main exports being hop cone and extracts, opium related pharmaceuticals, onions and shallots, aluminium, essential oils, wine and other beverages, and sea vessels.	The UK is identified as a priority for focused engagement, with key opportunities in advanced manufacturing, food and agribusiness, science and technology, and tourism. The UK is in Tasmania's top 30 largest export markets with main exports being aluminium, wine and beverages, onions and shallots, essential oils, and electronic machinery and equipment.	Canada is not identified as a priority market for DoSG. Canada is in Tasmania's top 30 largest export markets with main exports being beef, hop cone and extracts, poppy seeds, transport equipment and abalone.
DoSG Priority for Broad Engagement	No	No	No
DoSG Priority for Focused Engagement	Yes	Yes	No
Key Sectors	<ul style="list-style-type: none"> • Advanced manufacturing • Food and agribusiness • International education • Science and technology • Tourism 	<ul style="list-style-type: none"> • Advanced manufacturing • Food and agribusiness • Science and technology • Tourism 	<ul style="list-style-type: none"> • Food and agribusiness • Advanced manufacturing
Alignment with Tourism Tasmanian priority markets	Germany, as distinct from the rest of Europe, is identified as a priority market for Tourism Tasmania and Tourism Australia. France and Switzerland, very close by, are also priority markets.	The UK is of interest to Tourism Tasmania for targeted marketing activity through programs such as the Australian Tourism Exchange and the Aussie Specialist Program.	North America, including Canada, is a priority market for Tourism Tasmania and Tourism Australia.
Interest for UTAS	Hobart's Conservatory of Music and Dark Mofo both have established links to Freiburg's arts, culture and education programs. The strong international relationships and programs (EIS Abroad for the European Union) of the city's universities is also of interest to UTAS.	Southampton's arts and music program is of interest to the Conservatory of Music and MONA and UTAS has recently initiated a research program 'One Health One Ocean' in conjunction with the Universities of Southampton and San Diego. UTAS has an interest in the city's universities for international relations (Erasmus), and as a	UTAS has identified Dalhousie University in Halifax as a relevant model due to the integration of its three campuses within the city, and the way graduates have driven research and development, and attracted younger residents to the city.

CITIES WITH KNOWLEDGE EXCHANGE OUTCOMES

CITY	Freiburg im Breisgau	Southampton	Halifax
REGION	Baden-Württemberg	Hampshire	Nova Scotia
COUNTRY	GERMANY	ENGLAND	CANADA
		<p>student exchange destination, and is looking to the UK more broadly in light of expected increases in research investment.</p> <p>The University of Southampton has a strong research focus, and relevant areas of reputation include oceanography, marine research and environment. Southampton Solent University is home to the Warsash Maritime Academy which provides training in international shipping and the offshore oil industry.</p>	<p>UTAS recently sent a delegation to meet with the university and city council.</p> <p>The university has a reputation for research and innovation focused on science, marine studies, ocean conservation, engineering, naval and offshore studies, political science, environmental law and agriculture. The university is one of the founding members of the Halifax Marine Research Institute.</p>

CITY REGION COUNTRY	Jiri Dolakha District NEPAL	Kitgum Kitgum District UGANDA	Khandwa Madhya Pradesh INDIA
CRITERIA			
BACKGROUND INFORMATION			
GDP per capita (\$US)	\$1026	\$643	\$2016
Population	15,515 (2018)	44,604 (247,800 in the district) - 2014	200,738 (2011)
Population Density	74.96/km ²	51.5/km ² (for the district)	178/km ²
Population in Hobart	2016 ABS Statistics	2016 ABS Statistics	2016 ABS Statistics
By country birthplace	498 (0.2%)	Nil	1260 (1.9%)
By country ancestry	633 (0.3%)	Nil	911 (1.8%)
Student Enrolment Statistics	994 Total for Nepal 115 Higher Education, 873 VET, 3 ELICOS, 3 other	5 Total for Uganda 4 at UTAS, 1 VET	1644 Total for India 570 at UTAS, 2 at TAFE, 3 at other colleges
Universities and Rankings	<ul style="list-style-type: none"> JHSS University (2hrs) Gaurishankar Multiple Campus (2hrs) 	<ul style="list-style-type: none"> Gulu University Kitgum Campus 	<ul style="list-style-type: none"> Government Degree College Dalal Institute of IT and Management Motilal Nehru Vidhi Mavidyalaya – Law School Khandwa Institute (KIPS) National Law Institute University Karmveer Vidhyapeeth Aisect University Regional office Government Degree College Dr. C.V Raman University Devi Ahilya Vishwavidyalaya University Institute Of Technology Barkatullah University Rabindranath Tagore University- private
Existing Twin / Sister City Relationships	None found	None found	None found
GENERAL INFORMATION			
Geography	Area 211 km ² Elevation 1649 m to 5341m above sea level Mountain-focused	Area of municipality 1,462 km ² Area of district 4,042 km ² North of the country Elevation 760m to 950m above sea level Landlocked, mostly plateau, with some rolling hills and low mountains	Area 6,206 km ² (district) Southwestern Madhya Pradesh state 80% urban, 19% rural Major railway junction Elevation of 313 metres Plateau region
Climate	7-19°C Temperate	25- 29°C Tropical and generally rainy, with two seasons	11.3- 41.9°C Tropical

CITY REGION COUNTRY	Jiri Dolakha District NEPAL	Kitgum Kitgum District UGANDA	Khandwa Madhya Pradesh INDIA
	Average rainfall 2,142 mm p/a Monsoon rains Earthquake zone	Average rainfall 1000-1500mm p/a with heavy rain during the rainy seasons (March to May and September to November) and dry the rest of the time.	Average rainfall 932 mm p/a
Ethnicity / Religion	Ethnic group of Chhetri (Nepalese majority) 4,366 (28.14%), Jirel (aboriginal inhabitant) 3,360 (21.66) % and Sherpa (Tibetan-related) 2,792 (18%)	Uganda is religiously and ethnically diverse, composed of over 45 distinct ethnic groups. Country statistics 84% Christian, 14% Islam In the north predominantly Nilotic and Central Sudanic-speaking groups, such as the Acholi, Lango, Madi, Alur, Iteso and the Karamojong peoples.	Hindu (67%) Muslim (29%) Jains (1%) Mainly Rajputs, Kunbi tribe, Gujjars, and Marathas form the agricultural social structure
Economy	Impoverished subsistent community - cultivation of wheat, barley, and maize, with the herding of goats and cattle (cheese making). Tourism - 5% of all trekkers travel through on way to Mt Everest Two high schools	Remote and impoverished district of Uganda. Ravaged by over two decades of civil war. In 2008 much of the population was living in internally displaced persons camps. Current focus on rebuilding through education. Wildlife safaris are a big tourism drawcard. Agriculture is the main economic activity in the district, with crops grown including millet, beans, potatoes, cotton, cabbage, sugarcane, sorghum, cassava, peas, sunflower, tobacco, tomatoes, and groundnuts. Cattle ranching is practiced in some areas but not widely.	Khandwa has a major railway junction located on the Jabalpur-Bhusaval section of Howrah-Allahabad-Mumbai line, one of India's most heavily used railway lines. 41.42% of population live in slums Crops of cotton, wheat (Khandwa2), soybean, and a variety of seasonal fruits and vegetables. Its wheat variety Khandwa2 is famous nationwide for its aroma, colour and quality. Agriculture is characterized by low productivity and the use of non-mechanized methods of cultivation. Because only a portion of the sown area is irrigated, the State's agriculture has remained heavily dependent on rainfall; is carried out primarily by means of canals, wells, and tanks. Hydro power project - Indira Sagar Pariyojna is located close to Khandwa. Sant Singaji thermal power project (2x600MW) is located in Dongaliya village in Mundi, a small town in Khandwa. Khandwa has an experimental sericulture (silk) farm and several government

CITY REGION COUNTRY	Jiri Dolakha District NEPAL	Kitgum Kitgum District UGANDA	Khandwa Madhya Pradesh INDIA
			colleges affiliated with Dr. Harisingh Gour University in Sagar.
Culture	Subsistent farming Hinduism, Muslim, Tibetan Buddhism, and shamanistic practices. Hindu social caste.	Simple huts house the majority of the population. Health risks from pit latrines and traditional boreholes still remain the main source of clean drinking water.	Khandwa is an ancient city, with many places of worship. Throughout the year, a number of pilgrims from distant parts of the country visit. Greatly diverse, people of this district follow a peaceful communal life, and celebrate each other's festival with equal enthusiasm. About 40 fairs are held in this district. The rich heritage of communal dances is still preserved by the Rajputs, Korkus, Gujjars, Nagar Brahmins and Banjara Tribe.
Politics	Mayor led council.	Administered by Kitgum Town Council.	Mayor led council.
CONSIDERATION AGAINST COUNCIL'S POLICY – GUIDELINES FOR FUTURE INTERNATIONAL RELATIONSHIPS			
i) Clear identification of the specific outcomes sought from the relationship			
N.B. outcomes would be agreed with the place in question. Outcomes below are those likely to be identified in the context of the relationship.			
	<ul style="list-style-type: none"> • Cultural diversity – engagement • Benevolent relationship • Hobart could provide expertise on a number of areas including bio-security, agriculture, tourism, ("Clean, Green, Organic Jiri") wilderness exchange partnership would be eco-friendly. 	<ul style="list-style-type: none"> • Humanitarian outreach from the City of Hobart. Potential assistance with water supply, food aid and health. • Hobart could provide expertise on governance. 	<ul style="list-style-type: none"> • Tourism • Benevolent relationship. Potential expertise could be shared in farming practices (Tasmania) and Hydro-electricity.
ii) Relevance of the relationship in terms of achieving Council's major goals as outlined in the Strategic Plan			
Pillar 1	1.1.2 Create opportunities for people to connect to place, supporting spiritual and cultural customs and practices.	1.1.2 Create opportunities for people to connect to place, supporting spiritual and cultural customs and practices.	1.1.2 Create opportunities for people to connect to place, supporting spiritual and cultural customs and practices.
Pillar 2	2.2.2 Support and advocate for all people and communities to celebrate their histories and identities and encourage mutual understanding. 2.3.9 Support citizen science and other community contributions to knowledge and innovation	2.2.2 Support and advocate for all people and communities to celebrate their histories and identities and encourage mutual understanding. 2.2.6 Identify those people in the community who are most disadvantaged, excluded and vulnerable and develop appropriate initiatives	2.2.2 Support and advocate for all people and communities to celebrate their histories and identities and encourage mutual understanding.

CITY REGION COUNTRY	Jiri Dolakha District NEPAL	Kitgum Kitgum District UGANDA	Khandwa Madhya Pradesh INDIA
Pillar 3	3.1.5 Support and deliver events, festivals and markets.	to address their issues, in partnership with stakeholders. 2.3.8 Enhance relationships with educational institutions and community-based organisations. 2.3.9 Support citizen science and other community contributions to knowledge and innovation 3.1.5 Support and deliver events, festivals and markets.	2.3.8 Enhance relationships with educational institutions and community-based organisations. 2.3.9 Support citizen science and other community contributions to knowledge and innovation. 3.1.5 Support and deliver events, festivals and markets.
Pillar 4	3.2.2 Support arts and events as a means of story sharing and sparking conversations about ideas, histories and diverse culture. 4.1.1 Identify and support Hobart's niche industries, which reflect the geography, climate, places, or particular skills found in Tasmania. 4.2.1 Support ways of welcoming people of all backgrounds to participate in Hobart's economy and professional communities. 4.3.7. Support the City's existing international relationships and respond to new opportunities in line with the community vision. 4.3.8. Develop greater community involvement in international relations programs.	3.2.2 Support arts and events as a means of story sharing and sparking conversations about ideas, histories and diverse culture. 4.1.1 Identify and support Hobart's niche industries, which reflect the geography, climate, places, or particular skills found in Tasmania. 4.2.1 Support ways of welcoming people of all backgrounds to participate in Hobart's economy and professional communities. 4.3.7. Support the City's existing international relationships and respond to new opportunities in line with the community vision. 4.3.8. Develop greater community involvement in international relations programs.	3.2.2 Support arts and events as a means of story sharing and sparking conversations about ideas, histories and diverse culture 4.1.1 Identify and support Hobart's niche industries, which reflect the geography, climate, places, or particular skills found in Tasmania. 4.2.1 Support ways of welcoming people of all backgrounds to participate in Hobart's economy and professional communities. 4.3.8. Develop greater community involvement in international relations programs.
Pillar 6	6.2.1 Support initiatives for residents to build their connection to nature. 6.2.2 Increase public awareness of the participation in biosecurity, conservation, and the care of bushland areas.		

CITY REGION COUNTRY	Jiri Dolakha District NEPAL	Kitgum Kitgum District UGANDA	Khandwa Madhya Pradesh INDIA
Pillar 8	<p>6.2.6 Learn from and contribute to global best practices on the natural environment.</p> <p>8.2.4 Position the city regionally, nationally and internationally to achieve positive outcomes.</p> <p>8.4.3 Embrace opportunities to incorporate participatory community engagement methods.</p>	<p>8.4.3 Embrace opportunities to incorporate participatory community engagement methods.</p>	<p>8.4.3 Embrace opportunities to incorporate participatory community engagement methods.</p>
iii) Value - economic development, business investment, education, tourism for Hobart / Tasmania (specifically for local businesses and educational institutions)			
Business Potential	<ul style="list-style-type: none"> Import of organic produce, cheese from Cherdong. There is an active group of Nepali food businesses in Hobart (17 food vans and 2 restaurants). Increased connection between Hobart and Nepal could increase community interest in trying this food. This entrepreneurial group of people are likely to have commercial ideas born from a city connection. 	N/A – Humanitarian	N/A – Humanitarian
Education	Potential for Hobart schools to provide assistance through donating uniforms / toys etc.	Potential for Hobart schools to provide assistance through donating uniforms / toys etc.	Potential for Hobart schools to provide assistance through donating uniforms / toys etc.
Tourism	There is increased visitation to Tasmania from Nepalese people. Jiri is one of the locations through which people travel to access Everest basecamp. A relationship between Hobart and Jiri may result in small increases in visitation to both places without the City targeting tourism as a priority project.	N/A - Humanitarian	The region was listed in Lonely Planet's top three best value destinations for 2020 , for its wildlife reserves, temples and small towns which may present tourism opportunities.
iv) Value (supporting community and cultural linkages)			
	<p>Relationship of cultural exchange and understanding in recognition of our local Nepalese community.</p> <p>Hobart, a Welcoming City for Nepali Refugees</p>	The Ugandan population in Hobart and surrounds is minimal. This relationship is purely humanitarian.	The potential connection arises from Saroo Brierley's book 'The Long Way Home' that was later turned into a Hollywood film. Saroo was adopted by a family from Greater Hobart but eventually managed to locate his home

CITY REGION COUNTRY	Jiri Dolakha District NEPAL	Kitgum Kitgum District UGANDA	Khandwa Madhya Pradesh INDIA
			village in India after getting lost as a small boy.
v) Willingness / capacity of the business or local community to support the relationship			
	The President of the Nepali Society of Tasmania expressed strong support for a relationship between Hobart and Nepal and attested that the Nepali community would also be very supportive.	This relationship is strongly supported by the Honourable Beatrice Anywar, representative of the Kitgum Municipality in the Ugandan Parliament. Locally, Mr Moses Otto leader of the Achoi Resilience Charity , resident of Greater Hobart is also a very strong supporter.	The President of the Indian Cultural Society expressed strong support for a relationship between Hobart and India and attested that the Indian community would also be very supportive. It is hoped that Saroo Brierley may be interested in this relationship but Council officers have been unable to make contact with his at this stage.
vi) Potential for mutual learning through exchanges /information sharing to facilitate sustainability / continuous improvement			
	People, Energy & Environment Development Association (PEEDA) was established in 1997 jointly by various hydropower related organisations for the enhancement of the renewable energy sector in Nepal. A main aim is to mobilize both local and external resources to harness Nepal's indigenous resources, thereby promoting activities for economic development and poverty alleviation. Given Tasmania's experience and knowledge of hydroelectric power, perhaps expertise could be offered through this relationship?	Humanitarian outreach from the City of Hobart. Potential assistance with water supply, food aid and health.	Khandwa's proximity to the Indira Sagar Pariyojna hydro project may have potential for knowledge exchange.
vii) Capability of the Council to provide skills and resources to assist in humanitarian and capacity building projects			
	Budget would be dependent on assistance provided. Any assistance would be likely to be provided in partnership with an NGO.	Humanitarian outreach from the City of Hobart. Budget would be dependent on assistance provided. Assistance would likely be delivered in partnership with an NGO.	27 Charity NGOs operate in Khandwa - across tribal affairs, health, education, women's empowerment agriculture, environment. Budget would be dependent on assistance provided. Assistance to Khandwa would likely be delivered in partnership with an NGO. https://www.giveindia.org/all-ngos/madhya-pradesh/khandwa/

CITY REGION COUNTRY	Jiri Dolakha District NEPAL	Kitgum Kitgum District UGANDA	Khandwa Madhya Pradesh INDIA
viii) Council resources (human and financial) required to sustain the relationship			
	<p>Council's budget for the international program (in and outbound visits and projects) for 2019/2020 is: \$96,153.</p> <p>The international relations and economic development functions are delivered by 1.5 FTE. Any additional international relationships would require an increased budget.</p>	<p>Council's budget for the international program (in and outbound visits and projects) for 2019/2020 is: \$96,153.</p> <p>The international relations and economic development functions are delivered by 1.5 FTE. Any additional international relationships would require an increased budget.</p>	<p>Council's budget for the international program (in and outbound visits and projects) for 2019/2020 is: \$96,153.</p> <p>The international relations and economic development functions are delivered by 1.5 FTE. Any additional international relationships would require an increased budget.</p>
ix) Evaluation of any political ramifications arising from the relationship			
	<p>Australia and Nepal celebrated 50 years of diplomatic relations in 2010. Over 50,000 people born in Nepal now reside in Australia, up from 4,350 in 2006. There is no advice of political ramifications of a city to city relationship between Hobart and Jiri.</p> <p>The Department of Foreign Affairs and Trade (DFAT) advises a 'high degree of caution' if travelling to Nepal. This is due to local elections taking place on 30 November. Small scale improvised explosive attacks occur throughout Nepal and have caused deaths and serious injuries.</p>	<p>DFAT advises a 'high degree of caution' if travelling to Uganda. Risks include civil unrest, terrorist attacks and criminal activity. It is advised not to travel within 50 km of the South Sudan border due to serious risk of banditry and cross-border attacks. Kitgum is approximately 70km from the South Sudan border.</p>	<p>DFAT advises a 'high degree of caution' if travelling to India. Risks include terrorist activities, civil unrest, crime and a high rate of vehicle accidents.</p> <p>India's relationship with Pakistan has been problematic since the time of partition and the end of British rule in 1947. Pakistan has not been identified as a country with cities with strong strategic links to Hobart which makes this dispute in this context less significant.</p> <p>As a strategic partner since 2009, India and Australia enjoy strong political, economic and community ties. Education is Australia's second largest export to India and tourism numbers continue to grow.</p> <p>There is no advice of political ramifications of a city to city relationship between Hobart and Khandwa.</p>
KEY STAKEHOLDER PRIORITIES			
Fits with strategy of DoSG	As part of the Indian subcontinent, Nepal is identified as priority market for focused engagement, with key market opportunities in education, resources and energy, and	Uganda is not identified as a priority market for DoSG. Uganda ranks 119 in Tasmania's top export markets.	The Indian subcontinent is identified as priority market for focused engagement, with key market opportunities in education, resources and energy, and tourism. India is

CITY REGION COUNTRY	Jiri Dolakha District NEPAL	Kitgum Kitgum District UGANDA	Khandwa Madhya Pradesh INDIA
	tourism. Nepal ranks 105 in Tasmania's top export markets.		Tasmania's 11 th largest export market with main exports being aluminium, zinc, newsprint and wool.
DoSG Priority Market	No	No	No
DoSG Focused Engagement	Yes	No	Yes
Key Sectors	<ul style="list-style-type: none"> • Education • Resources and energy • Tourism 	<ul style="list-style-type: none"> • Agriculture • Tourism 	<ul style="list-style-type: none"> • Education • Resources and energy • Tourism
Alignment with Tourism Tasmanian priority markets	Nepal is not identified as a priority market for Tourism Tasmania.	Uganda is not identified as a priority market for Tourism Tasmania.	India is an emerging market for Australia, and Tasmania is seeing consistent quarterly growth.
Interest for UTAS	Having sent a delegation to Nepal in 2018, UTAS has some interest in the region for recruitment, and in the areas of agriculture, health and medicine. Nepalese student enrolments at UTAS for 2019 numbered 295.	Uganda is considered an emerging market. Ugandan student enrolments at UTAS for 2019 numbered 4.	India is of interest to UTAS for recruitment only. Indian student enrolments at UTAS for 2019 numbered 570.

Overarching Goal:

Relevant and effective international relationships contribute to the growth of Hobart and its community.

Outcome	Actions	Measure / Reporting
1. Knowledge – <i>Hobart has used its friendship city relationships and potential international contacts to increase knowledge and learning for the benefit of its community.</i>	1.1. Maintain an active program of communication and visits with Hobart's existing sister cities of Yaizu and L'Aquila.	Council considers relationships to be active.
	1.1.1 Open discussions with L'Aquila and the Abruzzese Association with regards to the existing sister city arrangement between Hobart and L'Aquila and ongoing intentions.	Discussions commence and reported in annual update to Economic Development and Communications Committee (EDCC).
	1.2 Maintain an active program of communication and visits with Hobart's existing friendship city (Xi'an) and soon to be friendship city (Fuzhou) for the five year terms of the relationships.	Council considers relationships to be active.
	1.3. Commit to undertaking sister / friendship city visits at least every two years, or as appropriate where the city makes an equivalent commitment.	Sister / friendship city visits undertaken, economic and cultural value measured (actions 2.1 and 3.1) presented to EDCC in annual update.

**All reporting to be done to Economic Development and Communications Committee as part of an annual update report, or more frequently if required.*

***Different usage of the terms 'friendship' and 'sister' city reflect only historical trends and international preferences, not differing levels of commitment.*

Outcome	Actions	Measure / Reporting
	<p>1.4. Participate in international activities that will provide opportunities for the Council to gain knowledge for the benefit of the City.</p> <p>1.4.1. Consider participation in the biennial World Cities Summit and associated Mayors' Forum in Singapore.</p> <p>1.4.2. Investigate and resolve whether to lead the re-establishment of the Antarctic Gateways Cities Group of Hobart, Christchurch, Ushuaia, Punta Arenas and Cape Town for the purpose of sharing information.</p> <p>1.5. Develop agreed actions with government, education and business sectors on specific outcomes required from existing and potential relationships.</p> <p>1.5.1. Develop and implement an agreed plan with the State Government as to the City's role in supporting State Government policy outcomes in existing and future international trade.</p> <p>1.5.2. Develop and implement an agreed plan with UTAS as to the City's role in supporting UTAS's existing and future international growth.</p>	<p>Council decision to be made.</p> <p>Council decision to be made.</p> <p>Plans finalised and implementation commenced (1.5.1 and 1.5.2). Report to EDCC as part of annual update.</p>

**All reporting to be done to Economic Development and Communications Committee as part of an annual update report, or more frequently if required.*

***Different usage of the terms 'friendship' and 'sister' city reflect only historical trends and international preferences, not differing levels of commitment.*

Outcome	Actions	Measure / Reporting
2. Cultural – <i>Hobart has sought to enrich its community through cultural exchange and connection</i>	2.1. Measure the cultural value of international relationships annually and report to the Economic Development and Communications Committee.	Number of cultural events hosted / facilitated relating to the friendship city (e.g. Art exhibition, stand at the Taste of Tasmania etc). Number of school, college, university student / teacher exchanges between Hobart and friendship city. Level of activity of local sister city committees and their engagement with activities. Number of delegations sent to and received from the friendship city.
	2.2. Understand the culturally important aspects of Hobart's sister / friendship cities and seek to promote them in Hobart.	Report on 2.2.1-2.2.3 to EDCC annually.
	2.2.1. Encourage and facilitate the involvement of the sister / friendship city local community to stage activities in collaboration with existing events such as Festa Italia or the Australian Wooden Boat Festival that promote aspects of their city's culture and life to Hobart and Tasmania	
	2.2.2. Promote local community involvement in sister / friendship city activities through relevant associations and community groups.	
	2.2.3. Seek to investigate options for developing and sustaining international relationships via social media channels, expatriate networks and other	

**All reporting to be done to Economic Development and Communications Committee as part of an annual update report, or more frequently if required.*

***Different usage of the terms 'friendship' and 'sister' city reflect only historical trends and international preferences, not differing levels of commitment.*

Outcome	Actions	Measure / Reporting
	<p>appropriate methods, as a means of increasing knowledge and reinforcing relationships between visits</p> <p>2.3. Actively engage with UTAS to understand its Global engagement aspirations.</p> <p>2.3.1. Develop and implement an agreed plan with UTAS as to the City's role in supporting UTAS's existing and future international growth.</p>	Plan developed and implemented.
3. Economic – <i>Hobart has grown the number of economic outcomes achieved from its sister / friendship cities and international relationships</i>	3.1. Measure the economic value of international relationships annually and report to the Economic Development and Communications Committee.	<p>Number local businesses assisted by the City of Hobart to cater for Chinese visitors.</p> <p>Number of business referrals / introductions through the Xi'an and Fuzhou government to Hobart / Tasmanian businesses.</p> <p>Number of business referrals / introductions through the State Government and the City of Hobart to Xi'an and Fuzhou based businesses.</p> <p>Development of specific investor marketing material for overseas investors.</p> <p>Development of international student marketing materials in partnership with educational institutions such as UTAS and TasTAFE.</p> <p>Visitor numbers from sister /friendship cities (and associated spend).</p> <p>Student numbers from sister / friendship cities (and associated spend).</p>

**All reporting to be done to Economic Development and Communications Committee as part of an annual update report, or more frequently if required.*

***Different usage of the terms 'friendship' and 'sister' city reflect only historical trends and international preferences, not differing levels of commitment.*

Outcome	Actions	Measure / Reporting
	<p>3.2. Understand the State Government's policy position on international relations and trade and seek, so far as appropriate, to actively support this.</p> <p>3.2.1. Develop and implement an agreed plan with the State Government as to the City's role in supporting State Government policy outcomes in existing and future international trade.</p> <p>3.2.2. Participate in State Government trade missions where potential value to the City of Hobart is likely in the short, medium or long term.</p> <p>3.3. Hold an annual forum with Hobart's key business leaders to discuss opportunities for Hobart, overseas.</p> <p>3.4. Actively discuss and explore economic opportunities with the City of Xi'an, China based on the action plan attached to the Friendship City Agreement.</p> <p>3.5. Actively discuss and explore economic opportunities with the City of Fuzhou, China.</p> <p>3.6. Engage with Business Events Tasmania and relevant groups in the bidding for and hosting of international events and conferences.</p>	<p>Plan developed and implemented.</p> <p>Economic value (as per 3.1 measured and reported annually).</p> <p>Forum held and feedback from participants measured.</p> <p>Economic value reported (3.1).</p> <p>Economic value reported (3.1).</p> <p>Number of international event bids won.</p>

**All reporting to be done to Economic Development and Communications Committee as part of an annual update report, or more frequently if required.*

***Different usage of the terms 'friendship' and 'sister' city reflect only historical trends and international preferences, not differing levels of commitment.*

Outcome	Actions	Measure / Reporting
	<p>3.7. Actively engage with UTAS to understand its Global engagement aspirations.</p> <p>3.7.1. Develop and implement an agreed plan with UTAS as to the City's role in supporting UTAS's existing and future international growth.</p>	Plan finalised and implemented – number of economic outcomes achieved (3.1).
4. Civic – <i>the City has utilised its status as the Capital City to advance Hobart and Tasmania's international standing.</i>	<p>4.1. Continue to hold the annual Antarctic opening of the season reception and seek to broaden the international participation in it.</p> <p>4.2. Host Civic receptions that will advance the City and State's international brand, particularly through the State Government priority sectors of:</p> <ul style="list-style-type: none"> a) Education; b) Tourism; c) Antarctic and Southern Oceans; d) Agriculture; and e) Aquaculture. 	<p>Reception held and participant numbers together with stakeholder feedback.</p> <p>Number of receptions held, participant and stakeholder feedback.</p>
5. New Opportunities – <i>the City has sought out and responded to opportunities to expand diverse international relationships.</i>	5.1. Develop on an annual basis for the Council's consideration a list of relevant cities that could be considered for future strategic relationships (these could be friendship city or a lesser commitment such as project based cooperative agreements).	Report to Council for all decisions relating to new opportunities (5.1-5.5) using Council policy 5.14.01 – <i>Guidelines for Future International Relations</i> for criteria.

**All reporting to be done to Economic Development and Communications Committee as part of an annual update report, or more frequently if required.*

***Different usage of the terms 'friendship' and 'sister' city reflect only historical trends and international preferences, not differing levels of commitment.*

Outcome	Actions	Measure / Reporting
	<p>5.2. Commence investigations into a community development based relationship with a city in the Asia Pacific region.</p> <p>5.3. Commence investigations into a relationship with one or more of the Antarctic Gateway cities of Cape Town, Punta Arenas and Ushuaia.</p> <p>5.4. Commence investigations into relationships with international cities with distinct similarities / very strong learning opportunities e.g. Portland, U.S.A.</p> <p>5.5. Before agreeing to new sister / friendship city or strategic relationship, undertake a minimum 12 month period of investigation and knowledge gathering into potential linkages with Hobart, based on the criteria set out on Council policy 5.14.01.</p>	

**All reporting to be done to Economic Development and Communications Committee as part of an annual update report, or more frequently if required.*

***Different usage of the terms 'friendship' and 'sister' city reflect only historical trends and international preferences, not differing levels of commitment.*

Estimated Travel Costs										
Country	City	No of Nights	Elected Member Allowance	Economy Return Flight.	Meal Budget	Accommodation	Visa	Innoculations	Journey Time	Total Cost
India	Thiruvanthapuram	6	\$240.00	\$2,500.00	\$615.30	\$1,800.00	\$548.50	\$600.00	21 hrs flights	\$6,303.80
Malaysia	Kuala Lumpur	5	\$200.00	\$1,200.00	\$512.75	\$1,500.00	\$0.00	\$300.00	13 hrs flights	\$3,712.75
South Korea	Incheon	6	\$240.00	\$1,800.00	\$615.30	\$1,800.00	\$187.30	\$300.00	20 hrs flights	\$4,942.60
Surabaya	Indonesia	6	\$240.00	\$1,400.00	\$615.30	\$1,800.00	\$0.00	\$600.00	20 hrs flights	\$4,655.30
India	Kochi	6	\$240.00	\$1,400.00	\$615.30	\$1,800.00	\$548.50	\$600.00	20 hrs flights	\$5,203.80
Fiji	Suva	5	\$200.00	\$1,700.00	\$512.75	\$1,500.00	\$0.00	\$300.00	12 hrs flights	\$4,212.75
Germany	Freiburg	7	\$280.00	\$1,800.00	\$717.85	\$2,100.00	\$0.00	\$300.00	30 hrs flights + 2hrs road	\$5,197.85
England	Southampton	7	\$280.00	\$2,300.00	\$717.85	\$2,100.00	\$0.00	\$300.00	30 hrs flights + 2.5hrs train	\$5,697.85
Canada	Halifax	9	\$360.00	\$3,000.00	\$922.95	\$2,700.00	\$8.00	\$300.00	38 hrs flights	\$7,290.95
Nepal	Jiri	7	\$280.00	\$1,700.00	\$717.85	\$2,100.00	\$144.70	\$600.00	20 hrs flights + 8hrs road	\$5,542.55
Uganda	Kitgum	9	\$360.00	\$2,400.00	\$922.95	\$2,700.00	\$234.70	\$600.00	35 hrs flights + 7 hrs road	\$7,217.65
India	Khandwa City	9	\$360.00	\$2,800.00	\$922.95	\$2,700.00	\$548.50	\$600.00	38 hrs + 4 hrs road	\$7,931.45

6.3 International Relations - Timor-Leste Balibo Project Update
File Ref: F19/116246

Report of the Economic Development Project Officer and the Director
Community Life of 14 November 2019 and attachments.

Delegation: Council

**REPORT TITLE: INTERNATIONAL RELATIONS - TIMOR-LESTE
BALIBO PROJECT UPDATE****REPORT PROVIDED BY:** Economic Development Project Officer
Director Community Life**1. Report Purpose and Community Benefit**

- 1.1. The purpose of this report is to provide further information (costs and implementation plan) relating to the proposed project to be delivered in partnership in the Timorese village of Balibó.
- 1.2. The benefit of this report is that it keeps the local community informed of progress in the relationship between Hobart and Balibó. There are already a number of organisations, schools and individuals in Hobart and Tasmania working to improve conditions in Timor-Leste. They will be interested to hear of this project and the growing relationship.
- 1.3. This report provides more information about a potential project to be delivered in Balibó with the assistance of the communities in both places. An additional benefit to the community in Hobart is that they have the opportunity to be involved in a project that seeks to provide assistance to a place with needs when it comes to water and sustainable practices.

2. Report Summary

- 2.1. The Council has been investigating a relationship with a place in Timor-Leste since December 2016.
- 2.2. In January 2018 a small Council delegation visited Timor-Leste to explore the potential of a waste and recycling focussed project in the village of Balibó.
- 2.3. Following the visit, the Council in April 2018 resolved *inter alia* to support a long term relationship in Balibó and investigate potential projects for the community.
- 2.4. A report was brought to the Council on 3 June 2019 highlighting a potential project focussing on educating school children on the environmental issues associated with single use plastics and providing them with a non-plastic re-usable vessel to carry their drinking water. This project is based on the successful [Bottle for Botoi](#) scheme that has produced significant outcomes in Indonesia.

2.5. The Council resolved:

'That the Council note the proposed project for the village of Balibó in Timor-Leste, as outlined in the report marked as item 6.1 of the Open Economic Development and Communications Committee agenda of 23 May 2019, and a detailed report on the costs and implementation of the project be provided to the Council for consideration.'

2.6. This report is a response to the Council resolution above.

2.7. The aforementioned project has been investigated further and a total estimated cost of **\$143,971** to implement an education program reaching 1,636 children over three years has been calculated.

2.8. It is not proposed that this full cost be borne by the Council. It is anticipated that the cost of the bottles and workbooks be provided by participating Hobart schools at a total cost of \$22,304 over the three years.

2.9. This report seeks endorsement from the Council to support the Timor-Leste Friendship Network stage sponsorship events to secure further funding from other community groups / local businesses / individuals in order to deliver the project.

2.10. This sponsorship event will be used as a pilot event which will be appraised as a means of supporting philanthropic city to city relationships. Note that the Council is currently considering philanthropic relationships in India, Nepal and Uganda. It is unlikely that the Council would be able to financially support such relationships without a partnership approach.

2.11. As a first step, it is proposed that a small delegation travel to Balibó to discuss the potential project with the community. Experience to date has demonstrated that the most effective means of communicating with the Balibó community is face to face.

The Honorary Consul for Timor-Leste in Tasmania will travel to Timor-Leste at the start of 2020 and it is proposed that representatives of the City accompany him. Nominations are sought from elected members with the cost of travel to be funded privately or from the elected member budget of \$6,000 per four year term. It is further proposed that the General Manager or a nominee and a representative of Bottle for Botol also take part in this visit (funded by the Council).

2.12. Should the project receive support from the community in Balibó, it is proposed that sponsorship events is staged to enable the project to commence delivery in classrooms in January 2021.

1. 3. Recommendation

That:

- 1. The Council note the estimated cost of \$143,971 for a waste education program reaching 1,636 students over three years.**
- 2. The Council endorses a small delegation to travel to Balibó in early 2020 to discuss the waste education program with the community.**
- 3. Council seeks nominations for Elected Members to travel to Balibó.**
- 4. The estimated costs of \$3,920 per Elected Member to travel to Balibó are noted.**
 - (i) This is to be deducted from the Elected Member allocation for international city relationship delegations.**
- 5. The General Manager or his nominee also attend alongside a representative of Bottle for Botol at a total cost to the Council of \$6,927 derived from the Economic Development budget function from the 2019–20 financial year.**
- 6. Subject to the receipt of a report detailing the response of the Balibó community to the proposed waste education program, the Council supports the Timor-Leste Friendship Network in staging sponsorship events to assist with funding the project.**

4. Background

- 4.1. Discussions had at the Aldermanic workshop on international relations on 3 March 2016 led to the inclusion of the following action in the International Relations Action Plan first endorsed by the Council on 9 May 2016.

“5.2. Commence investigations into a community development based relationship with a city in the Asia Pacific Region”

- 4.2. Investigations into a relationship commenced and a report was presented to EDCC on 1 December 2016. The report looked at 15 countries in the Asia-Pacific region and recommended that further research was conducted on a short list of four countries, based on evaluation against a number of criteria including GDP per capita and Hobart community connections.

- 4.3. The Council resolved not to further examine the four countries, instead it was resolved:

That Council officers further investigate a community development based relationship with Timor Leste and a further report be sought outlining the steps to progress such a relationship.

- 4.4. Discussions were had with the Timor-Leste Friendship Network and the Ambassador for Timor-Leste in Australia. The village of Balibó was suggested as needing assistance in the area of waste and recycling in which the City has particular expertise.
- 4.5. Following extensive desk research, the next appropriate step was to meet the community in Balibó and discuss the potential of a relationship with Hobart and a waste and recycling based project. Council on 4 December 2017 resolved:

‘That

1. The Council support a small delegation, with the Committee nominating Alderman Burnet and Alderman Harvey, and two officers, to visit Timor-Leste, and specifically Balibó, to investigate the potential of a relationship and a collaborative waste and recycling project.
2. This small delegation visit Timor-Leste with Dr Nitin Verma, Honorary Consul to the Democratic Republic of Timor-Leste in Tasmania at the end of January 2018.
3. The General Manager be authorised to select appropriate officers to accompany the delegation.
4. The costs associated with this visit to be attributed to the Economic Development Function of the 2017/2018 Annual Plan.’

- 4.6. It was apparent on visiting Balibó that discarded waste was a significant issue. Following discussions with the community however, lack of access to clean water was also voiced as a concern.
- 4.7. A project to aid the Balibó community with their water availability and quality issues is being led by the [Crawford Fund](#) chaired in Tasmania by Mr Richard Warner. The Crawford Fund is a not-for-profit organisation that ‘...raises awareness of the benefits to Australia and developing countries of Australia’s engagement in international agricultural research and development....’
- 4.8. The Crawford Fund visited Balibó in September 2018 to investigate the community’s water issues. They concluded that given the topography of the land and the annual rainfall water is available through the year, although many of the community currently do not have access to it.

- 4.8.1. The Crawford Fund also observed that there was a water pump in the village that was not fit for purpose and raised funds to replace this. They will be returning to the village to replace the pump in the very near future, as well as conducting microbiological testing of the water, to assess its quality.
- 4.9. They have also collaborated with the Balibó House Trust (BHT) that has secured funding for six filtration devices (SkyHydrants) for the village.
- 4.9.1. The BHT was established by the Victorian Government in 2002 to purchase and refurbish the Balibó House so it could be handed back to the local people as a learning centre. Balibó House was the site where five Australian journalists were murdered by Indonesian forces in 1975, the start of the Indonesian occupation of East Timor. The Trust has achieved this any many projects since, including:
- Development of the Balibó Fort Hotel and event centre to employ local people.
 - Construction of the Balibó Dental Clinic to employ local people and provide dental care for the community.
 - Improved the Balibó kindergarten building.
 - Built a prep to grade 2 school (opened in March 2019).
- 4.10. The Crawford Fund has leveraged the expertise necessary to evaluate the water issues in Balibó and start tackling them alongside on the ground partners the Balibó House Trust. This has laid the foundations for the City of Hobart to deliver outcomes in waste and recycling which is more in line with where the City's expertise lies.
- 4.11. On walking around the village of Balibó, there was an abundance of litter. This was largely plastic and was either still intact or had been burned. On the school grounds were a concentration of single use plastic cups, complete with plastic straw and plastic film over the top of the cup. Because the availability and quality of water in the village is not adequate, children who can afford it drink water from the single use plastic cups which are then discarded.
- 4.12. It is proposed that the City of Hobart leads the delivery of a project in Balibó that educates village children in school about the environmental impacts of single use plastics whilst providing them with an alternative. This alternative would be a decorative steel bottle with potentially a storage facility for the bottle at school for each child.
- 4.13. One of the major aspects of the project would be Hobart community involvement. Local Hobart schools wishing to partake and to forge links with local schools in Balibó will purchase re-usable steel bottles for their students which will fund the supply of a bottle for Balibó students. Other organisations, businesses and individuals in the Hobart community would also be called upon to assist with sponsorship of this project.

Project Supporters -**The Crawford Fund**

- 4.14. The Crawford Fund has provided the expertise and some funding to secure the availability and quality of water.

Balibó House Trust (BHT)

- 4.15. The BHT is well placed to assist with this project given the experience they have had in the village for 17 years. Additionally through [Palms Australia](#) there are two Australian volunteers working in Balibó who also assist with Trust work, one of whom has already volunteered in Balibó for two years and is there for a further two and the other who will be in Balibó for one year.
- 4.16. The Trust has recently built a prep to grade 2 school that opened in March 2019. This could be one of the locations for the project as it has a water supply from a nearby spring and a water tank.
- 4.17. The Trust is involved in projects seeking to address dental hygiene, particularly in schools. One of the biggest barriers to their projects is students not having a place to store their toothbrushes. They have suggested that the new school could provide a storage space for each student to house both their steel bottle and toothbrush.

Project Partners**City of Hobart**

- 4.18. The City of Hobart is the project leader. It is anticipated that subject to Council approval, the City will contribute funds and officer time to enable the delivery of this project.
- 4.19. The City of Hobart will also link the Hobart community to the project by assisting with recruiting local schools to take part and using its media channels to promote local knowledge of the initiative. Local schools will be able to connect with Balibó by funding bottles for their students which will provide the equivalent number of re-usable steel bottles in Balibó. Each bottle is accompanied by a personal note from the sponsoring student in Hobart. It is also anticipated that Hobart schools will fund the exercise books required by the Timorese students in their program of study.

Timor-Leste Friendship Network (TLFN)

- 4.20. The Hobart East Timor Committee (HETC) - now the Timor-Leste Friendship Network has a long and active history of supporting Timor-Leste. It took action to defend the independence of East Timor when Indonesia invaded East Timor in 1975 and occupied the country for 23 years. The HETC actions engaged the Australian Government and political leaders to defend and restore independence to a nation and people who had historically defended Australia's security and independence. The HETC was awarded the Order of Timor-Leste medal to acknowledge the significance of their efforts in assisting Timor-Leste in 2016.
- 4.21. The Timor-Leste Friendship Network today is a key organisation in Tasmania and one that asked the Council to consider a relationship with the village of Balibó. This organisation will *lead* in the efforts to secure sponsorship to enable the delivery of the project, supported by the City of Hobart.

Bottle for Botal (BfB)

- 4.22. ['Bottle for Botal'](#) (BfB) has a strong history of delivering the kind of project proposed for Balibó in the Asia-Pacific region. It is a charity that seeks to educate students about plastic pollution and provide an alternative to single use plastic bottles.
- 4.23. BfB normally commits to a school for three years ensuring an uptake across multiple school years to ensure cultural change. A teacher is recruited by BfB for one day per week. They learn the program and then teach other local teachers how to deliver the program and act as a support for them. The program consists of eight lessons which are science based and centre around explaining why plastic is not good for the oceans. The employed teacher will visit each of the participating schools and assist the school teacher with two out of the eight lessons.
- 4.24. Bottle for Botal from June 2013 – June 2018 has achieved the following:
- 17 Indonesian schools have participated in BfB's education program.
 - 19 Australian schools have fundraised and supported schools in Indonesia.
 - 3,971 reusable stainless-steel water bottles have been donated to Indonesian teachers and students and volunteers at events.
 - 25 water refill stations have been provided to schools.
 - 26 education workshops have been delivered to Indonesian teachers.
 - At the pilot school alone, 159,778 single use plastic cups have been prevented from entering the waste stream to date.

- 4.25. Dr Catherine Elliott was the program manager of BfB in Indonesia for two years. She is now based in Hobart and works for another organisation as well as volunteering for BfB. She has been able to provide extensive operational information about the way the program works and also is fluent in Bahasa which is spoken widely in Timor-Leste. It is expected that Dr Elliott or Christine Parfitt (Founder and Managing Director of Bottle for Botol) would travel to Balibó with the Council delegation in early 2020.

Hobart Schools

- 4.26. It is proposed that potential partner schools are invited to the sponsor event in Hobart at which full project information would be shared. Bottle for Botol works on the premise that students in Australia purchase bottles which in turn provides an equal number of bottles in partner schools in Indonesia (in this case Timor-Leste).

Corporate Sponsors

- 4.27. It is proposed that corporate / individual sponsors of the project are also pursued as a means of lessening the direct cost to the City of Hobart. This would occur at the proposed sponsor event.

5. Proposal and Implementation

- 5.1. It is proposed that a program of education is delivered in Balibó over three years.

Year 1 (January 2020 – December 2020): meet with Balibó community to discuss the project, raise sponsorship in Hobart, adapt training program and train local Balibó teacher.

Year 2 (January – December 2021): program at 2 primary schools (grades 4-6) = **398** students.

Year 3 (January – December 2022): program at 2 primary schools (grades 3-4) = 245 students. Program also at junior high school (grades 7 and 8) = 324 students. Total students = **569** students.

Year 4 (January – December 2023): program at 2 primary schools (grades 1-3) = 333 students. Program also at senior high school (grades 10-12) = 336. Total students = **669**.

Total students engaged over three years = 1,636 based on current 2019 numbers.

YEAR 1 (2020)**STEP 1: Discussions with the Balibó community – January 2020**

- 5.2. It is proposed that the first step in advancing this potential project would be to discuss it with the community in Balibó. The last visit to Balibó was in January 2018 during which very constructive discussions with the community took place. It has been difficult to have the same levels of communication with the community since this time. With the Honorary Consul for Timor Leste in Tasmania (Dr Nitin Verma) travelling annually to Timor-Leste at the beginning of the year, this could be an opportune time.

Being accompanied by Dr Verma would elevate the importance of the delegation which would aid in the facilitation of necessary meetings and conversations. It is expected that a small number of representatives of the City of Hobart would attend, in addition to a representative of Bottle for Botol.

This initial visit would be funded from the elected member allowance of \$6,000 per four year term and for officer travel and the travel of a representative of BfB, funding of \$6,927 would be derived from the economic development budget 2019/20.

STEP 2: Sponsorship – First quarter 2020

- 5.3. Should the project receive support from the Balibó community, the proposed next step is to raise financial support from the Hobart community. This would take place at sponsorship events led by the TLFN where representatives of Botte for Botol and the City of Hobart would present information on the project and sponsorship options for community groups, schools, individuals and businesses.

STEP 3: Adaptation of the education program (mid 2020)

- 5.4. Following the securing of support from the communities of Balibó and Hobart, the next step would be to adapt the Bottle for Botol program for the people of Balibó in terms of both culture and language. The project has only to date been delivered in Indonesia. This would require a visit to Balibó by two members of the Bottle for Botol program based in Indonesia for three days which would constitute a six night trip with the travel to Balibó and back to Dili.

STEP 4: Teacher training (mid/late 2020)

- 5.5. Following the adaptation of the program, two BfB personnel would again travel from Indonesia to Balibó to train the local teacher who would be responsible for supporting the project. This would require a day.

The next day, the BfB personnel would visit the schools participating in the program and teach all teachers and personnel at the school about it. This would require another day.

YEAR TWO (January – December 2021)

STEP 5: Delivery (January 2021)

- 5.6. In year two, it is proposed that the program is delivered into the two primary schools in Balibó (6 classes, comprising 398 students in total). Lessons learned from this smaller project delivery in year two would be incorporated into years three and four.
- 5.7. The educational program of eight lessons would commence in year two (2021) and at the end of the program, the students would be given their steel bottles. A delegation from the City of Hobart would visit Balibó to be present when the bottles were awarded to the first class to complete the program. One member of the BfB team from Indonesia would visit Balibó and appraise the results of the project.

YEAR THREE (January – December 2022)

- 5.8. There may be some adaptation of the program based on what was learned in year two but primarily, year three would be about expanding the program to other schools. Added to the two primary schools would be two junior high schools. Six classes would be taught in total comprising 569 students.

One member of the BfB team from Indonesia would visit Balibó and appraise the results of the project.

YEAR FOUR (January – December 2023)

- 5.9. Year four would include potential adaptation and further expansion to the senior high school in Balibó. Nine classes would be reached which comprise 669 students.
 - 5.9.1. One member of the BfB team from Indonesia would visit Balibó and appraise the results of the project.

6. Strategic Planning and Policy Considerations

- 6.1. Supporting a relationship with Balibó is in line with the following Council strategies and action plans:

Hobart: A community vision for our island capital endorsed by the Council in 2018:

- ‘4.3.6 We value pilgrimage – the choice to explore places beyond our island. Those who stay elsewhere take our culture to the world. Those who return bring new ideas and experiences with them, which we can use to enrich and evolve our own thinking.

- 4.3.7 We embrace those who have moved to Tasmania from elsewhere and work together for better economic outcomes.'

City of Hobart Capital City Strategic Plan 2019 - 2029:

- '4.3.7 Support the Council's existing sister city relationships and respond to new opportunities in line with the community vision.
- 4.3.8 Develop greater community involvement in international relations programs.'

The International Relations Action Plan endorsed by the Council in May 2016:

'Commence investigations into a community development based relationship with a city in the Asia Pacific region.'

7. Financial Implications

- 7.1. ***The total cost of the project over three financial years is \$143,971.***
For a full breakdown of all costs relating to the project and student numbers, please see **Attachment A**.

7.2. Funding Source and Impact on Current Year Operating Result

- 7.2.1. Costs in the financial year 2019-20 would be the travel to Balibó of a representative of BfB, an officer from the City and up to two Elected Members. The travel costs of the Elected Members (\$3,920 each) would be derived from their allocation of \$6,000 per Elected Member per four year term for international travel.
- 7.2.2. The travel costs of a representative of BfB and an officer from the City of Hobart (\$6,927) would be derived from the Economic Development budget function from the 2019-20 financial year.
- 7.2.3. The total financial impact on the current year operating result is **\$14,767.40**.

7.3. Impact on Future Years' Financial Result

Year 1 (July 2020)

- 7.3.1. Costs relate to step 3 and step 4 which are travel costs incurred to adapt the education program and train a local teacher. The costs in year 1 of the project (financial year 2020-21) are \$11,240.

Year 2 (January – December 2021)

- 7.3.2. The wage for the teacher in Balibó delivering the project and payment for the time of the BfB personnel.

Costs for year two are broken down into:

Materials (bottle, workbooks etc): \$5,358

Project Costs: Wages of BfB and the Balibó teacher: \$24,900

Travel: A delegation from the City of Hobart and sponsors would travel to Balibó to mark the delivery of the first year of the project and personnel from BfB would visit to appraise the project at a cost of \$13,690.

The total cost for year two is \$43,948

Year 3 (January – December 2022)

7.3.3. Costs for financial year three are broken down into:

Materials (bottle, workbooks etc): \$7,823

Project Costs: Wages of BfB and the Balibó teacher: \$19,825

Travel: A staff member from BfB would visit to appraise the project at a cost of \$2,710

The total cost for year two is \$30,358.

Year 4 (January – December 2023)

7.3.4. Year four would reach the highest number of students from all years and would include only one visit from BfB personnel to conduct a final appraisal of the project.

Costs are summarised below:

Materials (bottle, workbooks etc): \$9,123

Project Costs: Wages of BfB and the Balibó teacher: \$31,825

One member of personnel from BfB would visit to appraise the project: \$2,710.

The total cost for year three is \$43,658.

7.4. Asset Related Implications

7.4.1. SkyHydrants utilise simple technology to filter water for ten years without the need for chemicals, coagulants, pumps or energy.

8. Legal, Risk and Legislative Considerations

8.1. There is a risk that the children will continue to use single use plastic. This is why Bottle for Botol has been identified as a project partner. They have proven success in working with school children to change behaviours.

- 8.2. There are many stories in Timor-Leste of aid agencies delivering 'solutions' to communities without their buy in and with complex technology that could not be maintained or fixed. To mitigate against this, SkyHydrant is a low tech solution to water quality issues that has been delivered in a number of countries (including Timor-Leste) in the Asia Pacific region. SkyHydrants would be used to filter the water that is pumped to the schools.
- 8.3. Buy in from the community can be difficult to secure, particularly given the distance between Hobart and Balibó and issues with communication. To mitigate this, it is proposed that the City of Hobart travel to Balibó to discuss this with the community face to face early in 2020.

9. Environmental Considerations

- 9.1. One of the main drivers of this project is to reduce the amount of plastic waste in Balibó. If the assumption is made that each child and teacher drinks one cup of water at school per day (this would be a conservative estimate), this project is likely to prevent the following entering the waste stream:

Year	Student + Teacher Numbers	No. of school days	Single use plastic kept from the waste stream
Year 1	414	240	99,360
Year 2	608	240	145,920
Year 3	708	240	169,920

Total single use plastic cups prevented from entering the waste stream in Balibó over three years of delivery = **415,200**.

10. Social and Customer Considerations

- 10.1. This project enables community participation through schools, community organisations, individuals and businesses contributing financially to the project in Balibó.

11. Marketing and Media

- 11.1. There will be opportunities to promote this project through the City's social media / City News and other external media channels.

12. Community and Stakeholder Engagement

12.1. The concept of this project has been discussed with:

- Dr Nitin Verma – Honorary Consul for Timor-Leste in Tasmania
- The Timor-Leste Friendship Network
- The Crawford Fund Tasmania
- The Balibó House Trust
- Lansdowne School
- Rotary Club North Hobart
- Disaster Aid / SkyHydrant
- Bottle for Botol
- GHD consultancy Tasmania

13. Delegation

13.1. This matter is delegated to the Council for consideration.

As signatory to this report, I certify that, pursuant to Section 55(1) of the Local Government Act 1993, I hold no interest, as referred to in Section 49 of the Local Government Act 1993, in matters contained in this report.



Lucy Knott
**ECONOMIC DEVELOPMENT PROJECT
OFFICER**



Tim Short
DIRECTOR COMMUNITY LIFE

Date: 14 November 2019
File Reference: F19/116246

Attachment A: Financial Implications ↓

Balibó Budget Year 1

	Purpose	No of elected members	Total Cost	No of Council Staff	Total Cost	No of BfB Staff	Total Cost
Travel	Discussion with Balibó *	2	\$7,840.00	1	3847.40	1	\$3,080.00
	Adaptation of education program ^					2	\$5,820.00
	Teacher Training ^					2	\$5,420.00
	Total Cost						\$26,007.40

2020 Total Cost = \$26,007.40

* Funded from Economic Development Budget 2019/20

^ To be funded by the project in the financial year 2020/21

Balibó Budget Year 2

Total Students	398
Total Classes	6
Total Teachers and Staff	16
Total Schools	2

	Unit Cost (\$)	Total Cost (\$)
Materials	Bottle costs (1 pp)	10 \$4,140.00
	Bottle transport	? ?
	Workbooks (1 pp)	3 \$1,194.00
	USB (1 per school)	12 \$24.00
	Total Cost	\$5,358.00

	BfB Cost (days)	Balibó Staff member (days)
Project Costs	Prep of MOU and workbooks	2
	Training (incl travel)	10
	Prior Research	2
	School engagement /setup	12
	Materials prep	24
	Teacher workshops	24
	Class planning	6
	Support per class	48
	Materials prep (bottles)	2
	Donor feedback	12
	Event	30
	Evaluation	42
	Report prep (social media)	12
	Teacher networking event	12
	Communication with BfB	12
	Total days	264
	Daily rate	\$300.00 \$25.00
	Total	\$18,000.00 \$6,300.00
	All staff costs	\$24,900.00

	Travel Purpose	No of elected members	Total Cost (\$)	No of Council Staff	Total Cost (\$)	No of BfB Staff	Total Cost (\$)
Travel	Project Appraisal					1	\$2,710.00
	Sponsor Visit	2	\$7,360.00	1	\$3,619.50		\$10,979.50
	Total Cost						\$13,689.50

2021 Total Cost = \$43,947.50

Balibó Budget Year 3

Total Students	569
Total Classes	6
Total Teachers and Staff	39
Total Schools	3

	Unit Cost	Total Cost
Materials		
Bottle costs (1 pp)	\$10.00	\$6,080.00
Bottle transport	?	?
Workbooks (1 pp)	\$3.00	\$1,707.00
USB (1 per school)	\$12.00	\$36.00
Total Cost		\$7,823.00

Travel	Travel Purpose	No of elected members	Total Cost	No of Council Staff	Total Cost	No of BFB Staff	Total Cost
	Project Appraisal					1	\$2,710.00
						Total Cost	\$2,710.00

	Description	BFB Cost (days)	Balibó Staff member (days)
Project Costs	Prep of MOU and workbooks	2	2
	Training (incl travel)		3
	Prior Research		12
	School engagement /setup	12	24
	Materials prep		24
	Teacher workshops		6
	Class planning		48
	Support per class		4
	Materials prep (bottles)	2	12
	Donor feedback	6	30
	Event		42
	Evaluation		12
	Report prep (social media)	12	12
	Teacher networking event		12
	Communication with BFB	12	12
	Total days	46	243
	Daily rate	\$300.00	\$25.00
	Total	\$13,800.00	\$6,025.00
	All staff costs		\$19,825.00

2021 Total Cost = **\$30,358.00**

Balibó Budget Year 4

Total Students	669
Total Classes	9
Total Teachers and Staff	39
Total Schools	3

	Unit Cost (\$)	Total Cost (\$)
Materials		
Bottle costs (1 pp)	10	\$7,080.00
Bottle transport	?	?
Workbooks (1 pp)	3	\$2,007.00
USB (1 per school)	12	\$36.00
Total Cost		\$9,123.00

Travel	Travel Purpose	No of elected members	Total Cost	No of Council Staff	Total Cost	No of BFB Staff	Total Cost
	Project Appraisal					1	\$2,710.00
						Total Cost	\$2,710.00

	Description	BFB Cost (days)	Balibó Staff member (days)
Project Costs	Prep of MOU and workbooks	2	2
	Training (incl travel)		3
	Prior Research		12
	School engagement /setup	18	36
	Materials prep		36
	Teacher workshops		9
	Class planning		72
	Support per class		4
	Materials prep (bottles)	2	12
	Donor feedback	18	27
	Event		45
	Evaluation		63
	Report prep (social media)	18	18
	Teacher networking event		18
	Communication with BFB	18	18
	Total days	76	363
	Daily rate	\$300.00	\$25.00
	Total	\$22,800.00	\$9,025.00
	All staff costs		\$31,825.00

2021 Total Cost = **\$43,658.00**

TOTAL PROJECT COST \$143,970.90

Balibo Trip Assumptions

Year 1 2020			
Three (3) trips to Balibó: Discussions, adaptation of program, training on the ground employee			
	Trip 1	Trip 2	Trip 3
	Discussions	Training Adaptation	Teacher Training
No of nights	6	6	5
Elected member allowance	\$240	N/A	N/A
CoH Office Allowance	\$167	N/A	N/A
Economy Return Flight	\$1,500	\$1,000	\$1,000
Meal Budget	\$300	\$300	\$250
Accommodation	\$900	\$900	\$750
Visa	\$60	\$60	\$60
Transport	\$320	\$650	\$650
Inoculations	\$600	N/A	N/A
CoH elected members	2	0	0
CoH Officers	1	0	0
BfB Staff	1	2	2
Elected member cost	\$3,920		
All elected member cost	\$7,840		
Officer total cost	\$3,847		
All officers cost	\$3,847		
BfB staff total cost	\$3,080	\$2,910	\$2,710
All BfB staff costs	\$3,080	\$5,820	\$5,420
Total Cost	\$14,767	\$5,820	\$5,420

Year 2 2021	
Two (2) trips to Balibó: Sponsor Visit and Appraisal	
Trip 4	Trip 5
Sponsor Visit	Appraisal
5	5
\$200	N/A
\$140	N/A
\$1,500	\$1,000
\$250	\$250
\$750	\$750
\$60	\$60
\$320	\$650
\$600	N/A
2	0
1	0
0	1
\$3,680	
\$7,360	
\$3,620	
\$3,620	
	\$2,710
	\$2,710
\$10,980	\$2,710

Year 3 2022
Project Appraisal
Trip 6
Appraisal
5
N/A
N/A
\$1,000
\$250
\$750
\$60
\$650
N/A
0
0
1
\$2,710
\$2,710
\$2,710

Year 4 2023
Project Appraisal
Trip 6
Appraisal
5
N/A
N/A
\$1,000
\$250
\$750
\$60
\$650
N/A
0
0
1
\$2,710
\$2,710
\$2,710

TOTAL COSTS OF ALL TRAVEL \$45,117

N.B BfB will pay for their own inoculations and will not receive an allowance.

Balibó Sub-District Schools

In Balibó Village

Kindergarten Schools

No	Name of School	Group A			Group B			Total			Teachers and Staffs		
		M	F	T	M	F	T	M	F	T	M	F	T
1	Balibo 5 Kindergarten	7	13	20	10	18	28	17	31	48	0	1	1
2	Belola Kindergarten	25	31	56	0	0	0	25	31	56	0	1	1
3	St Antonio Balibo	9	7	16	5	3	8	14	10	24	0	2	2
4	Batugade Kindergarten	10	20	30	17	14	31	27	34	61	0	2	2
5	Kay Rala Kindergarten	4	10	14	4	7	11	8	17	25	0	2	2
6	Palaka Kindergarten	8	18	26	12	3	15	20	21	41	0	2	2
7	Bispo Gabriel Manek Kindergarten	5	12	17	0	0	0	5	12	17	0	2	2
8	Miguir Kindergarten	8	10	18	11	16	27	19	26	45	0	2	2
9	Taur Matan Ruak Kindergarten	6	9	15	8	8	16	14	17	31	0	1	1

Primary Schools

No	Name of School	1grade			2grade			3grade			4grade			5grade			6grade			Total			Teachers and Staffs		
		M	F	T	M	F	T	M	F	T	M	F	T	M	F	T	M	F	T	M	F	T	M	F	T
1	EBF 7 Setembru Balibo	24	24	48	22	26	48	46	28	74	27	38	65	46	23	69	44	43	87	209	182	391	8	3	11
2	EBF Bullecun	19	18	37	9	8	17	17	9	26	14	14	28	12	24	36	14	19	33	85	92	177	5	1	6
3	EBF Lalis	10	2	12	9	10	19	7	8	15	9	6	15	7	5	12	0	0	0	42	31	73	2	3	5
4	EBF Waklese	15	17	32	10	12	22	7	7	14	13	10	23	14	10	24	21	19	40	80	75	155	4	3	7
5	EBF Raluli	7	13	20	3	6	9	3	7	10	8	1	9	5	6	11	7	7	14	33	40	73	2	3	5
6	EBF Batugade	31	30	61	21	22	43	14	21	35	33	31	64	44	45	89	22	23	45	165	172	337	2	3	5
7	EBF Budin	18	17	35	22	16	38	17	19	36	17	20	37	17	22	39	13	19	32	104	113	217	1	3	4
8	EBF Miguir	23	17	40	20	15	35	17	19	36	15	19	34	24	13	37	14	24	38	113	107	220	4	2	6
9	EBF Alasa	21	14	35	7	5	12	11	7	18	10	13	23	9	5	14	8	17	25	66	61	127	3	1	4
10	EBF Ralulun	16	7	23	3	5	8	3	12	15	9	10	19	7	8	15	1	7	8	39	49	88	2	2	4
11	EBF Falowai	15	13	28	7	6	13	14	11	25	10	5	15	8	1	9	0	0	0	54	36	90	2	1	3
12	EBF Ferik Katuas	24	20	44	22	20	42	9	13	22	10	14	24	6	9	15	0	0	0	71	76	147	3	1	4
13	EBF St Antonio	23	31	54	31	29	60	22	27	49	26	31	57	24	36	60	27	33	60	153	187	340	3	2	5
14	EBF Oetapo	7	8	15	9	8	17	9	6	15	8	8	16	7	9	16	6	7	13	46	46	92	2	2	4
15	EBF Goubirin	4	3	7	5	2	7	8	9	17	2	5	7	0	0	0	0	0	0	19	19	38	2	0	2
16	EBF Dinuana	16	16	32	9	14	23	6	6	12	21	13	34	11	12	23	9	13	22	72	74	146	4	2	6
17	EBF Sublaco	23	21	44	18	24	42	13	13	26	15	16	31	25	12	37	17	14	31	111	100	211	3	3	6
18	EBF Fatunul	11	11	22	10	11	21	12	0	12	4	7	11	8	6	14	6	7	13	51	42	93	3	0	3
19	EBF Halreen	4	7	11	6	2	8	2	2	4	1	2	3	4	2	6	0	0	0	17	15	32	2	0	2
20	EBF Palaca	36	26	62	16	17	33	28	26	54	30	33	63	33	23	56	17	24	41	160	149	309	3	3	6
21	EBF Mohac Leohitu	20	23	43	16	20	36	16	19	35	15	18	33	20	36	56	14	38	52	101	154	255	4	2	6

Junior High Schools

No	Name of School	7grade			8grade			9grade			Total			Teachers and Staffs		
		M	F	T	M	F	T	M	F	T	M	F	T	M	F	T
1	EBC Balibo	88	106	194	55	75	130	80	91	171	223	272	495	13	10	23
2	EBC Palaca	82	99	181	54	72	126	37	90	127	173	261	434	15	7	22
3	EBC Mohac Leohitu	27	35	62	25	29	54	21	28	49	73	92	165	12	8	20

Senior High School

Senior High School																																											
No	Name of School	10grade																		11grade												12grade								Total	Teachers and Staffs		
		CT A			CT B			CSH A			CSH B			CSH C			CT			CHS A			CSH B			CSH C			CT			CSH A			CSH B								
		M	F	Y	M	F	Y	M	F	Y	M	F	Y	M	F	Y	M	F	Y	M	F	Y	M	F	Y	M	F	Y	M	F	Y	M	F	Y	M	F	Y						
1	ESG Colegio Verbo Divino Palaca	10	19	29	11	22	33	16	14	30	13	17	30	13	13	26	16	13	29	15	12	27	9	15	24	13	13	26	8	23	31	9	16	25	12	14	26	145	191	336	17	6	23

6.4 SKAL/IIPT Global Peace Park Initiative
File Ref: F19/146404; 17/204

Memorandum of the Manager Activation Programs and Tourism and the
Director Community Life of 14 November 2019 and attachment.

Delegation: Council



City of **HOBART**

MEMORANDUM: ECONOMIC DEVELOPMENT & COMMUNICATIONS COMMITTEE

SKAL/IPT Global Peace Park Initiative

At the meeting of 7 October 2019 the Council considered a report on the Global City of Peace program and a proposed Peace Promenade for Hobart and resolved to support the Global City of Peace proposal and annual membership, but chose to defer a decision on sponsoring trees in the Peace Promenade.

In response to questions and comments raised, further information on the Peace Promenade project is provided in this memorandum.

Skal International Hobart has partnered with the International Institute for Peace through Tourism (IIPT) and Macquarie Point Development Corporation to establish a Peace Promenade at Macquarie Point, which would join a global movement of over 450 Peace Parks including Sydney and Leura in the Blue Mountains, Honolulu, Pearl Harbour, Pennsylvania, Tanzania, Yunnan Province and throughout Canada.

It is proposed that the City of Hobart sponsor two trees to be included in the promenade, in the first instance to be planted in temporary planters, which would subsequently be planted into the ground as a permanent Peace Promenade.

The Council decision to nominate Hobart as a Global City of Peace has been welcomed, however Skal International and the IIPT have indicated that it is the physical manifestation of a peace promenade, visible and accessible to locals and visitors, that gives weight to the City of Peace gesture. A promenade of trees reflects the concept of 'bosco sacro' or sacred grove. Sacred groves feature in various cultures throughout the world.

Cost: the four (4) year sponsorship of \$4,330 comprises the following elements.

Construction of box including watering system, weed matting, special soil, trees and understory plants	\$750
Installation and individual plaque recognising sponsor/partner	\$218
Maintenance of tree box for 4 years @ \$250 per year	\$1000
GST	\$197
4 year cost, 2 trees	\$4330

The suggested budget for the project has been reviewed by the City's Parks and Recreation team who consider it to be very reasonable given it includes maintenance and care of the trees for a four year period.

Payment: payment would be made to Macquarie Point Development Corporation who would install and maintain the Peace Promenade. The Macquarie Point Development Corporation has agreed to support the project with assistance from (ABC's) Tino Carnevale and Angus Stewart and is matching tree donations, tree for tree.

Location: extensive consideration was given to suitable locations for the Peace Promenade on land owned by the City of Hobart in conjunction with the Manager Parks and Recreation, however no suitable location was found. In addition, the Royal Tasmanian Botanical Gardens was explored as a venue for the promenade but not deemed suitable. There is a link between the proposed Truth and Reconciliation Park and the Peace Promenade at Macquarie Point.

Recognition: the City of Hobart would be acknowledged at the launch of the Peace Promenade, proposed to be 15 January 2020, as well as through a plaque on site and at a ceremony held annually on 21 September to coincide with the UN International Day of Peace.

Skal: amongst its stated objectives, Skal International seeks to develop a responsible tourism industry. Skal Hobart is the second largest Skal club and undertakes the following volunteer activities:

- annual 'Clean A Beach' project with Pennicott Adventures where a beach at the entrance to the City of Hobart is cleaned up, and \$3000 is donated to the Pennicott Foundation to assist with environmental projects
- raises funds for Loui's Van to support the efforts by the St Vincent de Paul Society
- raises funds for Foodbank to support the work it does in distributing food and other essentials
- financially supports a number of students studying tourism within the college system by supplying scholarships to attend the Tasmanian tourism conference.

IIPT: partnering with IIPT globally is United Cities and Local Governments (UCLG) that is a network of cities, local and regional governments representing 70 per cent of the world population. UCLG goals include contributing to the achievement of the Sustainable Development Goals, Paris Agreement, Sendai Framework for Disaster Risk Reduction, and New Urban Agenda for Sustainable Urban Development.

The \$4330 would be covered within the existing tourism budget allocation for the financial year 2019-20.

The original report to the Council is shown as **Attachment A** to this Memorandum.

RECOMMENDATION***That:***

- 1. *The one-off cost of \$4330 to sponsor two trees for inclusion in the Peace Promenade be attributed to the Tourism Budget Function in the 2019-20 Annual Plan.***
- 2. *The \$4330 be recorded in the 'Grants, Assistance and Benefits provided' section of the City of Hobart's Annual Report.***

As signatory to this report, I certify that, pursuant to Section 55(1) of the Local Government Act 1993, I hold no interest, as referred to in Section 49 of the Local Government Act 1993, in matters contained in this report.



Iris Goetzki
**MANAGER ACTIVATION PROGRAMS
AND TOURISM**



Tim Short
DIRECTOR COMMUNITY LIFE

Date: 14 November 2019
File Reference: F19/146404; 17/204

Attachment A: Report - EDCC - 26 September 2019 - SKAL/IIPT Global Peace Park Initiative ↓

REPORT TITLE: SKAL/IPT GLOBAL PEACE PARK INITIATIVE

REPORT PROVIDED BY: Community Participation Coordinator
 Manager Activation Programs and Tourism
 Director Community Life

1. Report Purpose and Community Benefit

- 1.1. The purpose of this report is to outline the Skål International and International Institute for Peace through Tourism (IIPPT) Global Peace Park initiative and to propose that the City of Hobart commit to signing on as a Global City of Peace and sponsoring two trees for the Peace Promenade to be installed at Macquarie Point.
- 1.2. The Global Peace Park initiative reinforces the role of tourism as a facilitator of peace- making through grass-roots socio-economics, global cultural understanding and is seen as a positive opportunity for Hobart.
- 1.3. Showing leadership as a Global City of Peace is likely to enhance our reputation, locally and nationally, as an inclusive, proactive and connected city.

2. Report Summary

- 2.1. It is proposed that the City sign the following commitment (refer **Attachment A**) to dedicate Hobart as a Skål/IPT Global City of Peace:

“The City of Hobart wishes to join with other cities, towns and villages around the world in dedicating itself as a Skål/IPT City of Peace. In doing so, we agree to be actively committed to promoting values of tolerance, non- violence, gender equality, human rights, youth empowerment, environmental integrity, and sustainable human, social and economic development.

We also agree to dedicate a Skål/IPT “Peace Park” as a living legacy of our commitment to peace and a healthy environment. The Hobart Peace Promenade will be dedicated as a Skål/IPT Peace Park on Saturday 2 November 2019, with a “bosco sacro” (peace grove) of 20 trees as a symbol of the life, creativity and hope for the future that thrives in peace, and a symbolic link to other Skål/IPT Peace Cities, Towns and Villages throughout the world.”

- 2.2. IIPPT Global Peace Parks are formed throughout the world to dedicate a piece of land to demonstrate commitment to "Building a Culture of Peace". Currently there are over 450 IIPPT Peace Parks around the world.
- 2.3. The Skål club of Hobart has approached the City of Hobart for support for the project, and to ask that we dedicate Hobart as a Global City of Peace to enable the Peace Promenade to be established and recognised globally.

- 2.4. Macquarie Point has been selected as the location for the Peace Promenade which will initially be formed from a minimum of 20 trees housed in moveable apple crates (refer **Attachment B**). It is anticipated that the number of trees would increase over time, and these would be permanently planted within the final design for the Macquarie Point site.
- 2.5. The other participants that have to date indicated an interest in sponsoring trees include the Tasmanian Chinese Buddhist Academy of Australia, MAC1 Hotel, Frogmore Creek, Henry Jones, the Multicultural Council of Tasmania, Friends School, Lions International and the Rotary Club of Hobart.
- 2.6. Participation in the initiative aligns with the Community Vision and Capital City Strategic Plan and supports the work of the Activation Programs and Tourism Unit and the Economic Development, Engagement and Strategy Unit.
- 2.7. Participation as a Skål/IIPT Global City of Peace would cost the Council \$430 annually for 4 years.
- 2.8. The City of Hobart have been invited to sponsor two trees for inclusion in the Peace Promenade. Trees would be provided, installed and maintained for four years, with a plaque recognising the City of Hobart, at a cost of \$4330.
- 2.9. This initial commitment of four years is in line with the initial commitment from Macquarie Point for maintenance of the Peace Promenade. After this time the partnership would be evaluated and continued participation opportunities considered.

3. Recommendation

That:

1. ***The Council name Hobart as a Skål/IIPT Global City of Peace at an annual membership cost of \$440 for four years through to 2022-23.***
 - (i) ***That \$440 be attributed to the Tourism Budget Function in the 2019-20 Annual Plan.***
 - (ii) ***That the allocation of \$440 per year be included in the budget preparations for 2020-21, 2021-22 and 2022-23.***
2. ***The one-off cost of \$4330 to sponsor two trees for inclusion in the Peace Promenade be recorded in the 'Grants, Assistance and Benefits provided' section of the City of Hobart's Annual Report.***

4. Background

- 4.1. Skål International Hobart and the International Institute for Peace through Tourism (IIPT) have approached the City of Hobart to discuss a proposed Peace Promenade for Hobart in line with the IIPT Global Peace Parks initiative.
- 4.2. IIPT Global Peace Parks are formed throughout the world to dedicate a piece of land to demonstrate commitment to "Building a Culture of Peace".
- 4.3. The Objectives of IIPT Global Peace Parks are:
 - To nurture the growth of peace and understanding at home and throughout the world.
 - To enhance awareness of a community's commitment to peace and a healthy environment.
 - To create a common ground for members of the community to come together in celebration of their nation's people, land, and heritage, and the common future of all humankind.
 - Reflect on our connectedness to one another as a global family and to the earth of which we are all a part.
- 4.4. Currently there are over 450 IIPT Peace Parks around the world, including in Sydney, Honolulu, Pennsylvania, Tanzania, Yunnan Province, Pearl Harbour, throughout Canada and Leura in the Blue Mountains, NSW.
- 4.5. IIPT is a non-profit incorporated association with the mission of fostering and facilitating tourism initiatives which contribute to:
 - international understanding and cooperation amongst nations;
 - improved quality of environment;
 - preservation of culture and heritage;
 - reconciliation and healing wounds of conflict;
 - poverty reduction,and through these initiatives help to bring about a Peaceful and Sustainable world.
- 4.6. Skål International is a professional organisation of tourism leaders around the world. It has 15,000 members in 355 clubs throughout 85 nations.

- 4.6.1. The Skål International's Mission Statement is: "Through our leadership, professionalism and friendship, work together to enhance our Vision, maximise networking opportunity and develop a responsible tourism industry."
- 4.7. The Skål Club of Hobart is leading this project to establishing a Peace Promenade in Hobart and has approached the City of Hobart for support for the project, and to ask that we dedicate Hobart as a Global City of Peace to enable the Peace Promenade to be established and recognised globally.
- 4.8. Macquarie Point has been selected as the location for the Peace Promenade. The project coordinators see this as an optimal site due to the central location that is accessible by both locals and visitors. There is also strong alignment with Macquarie Point's current work in cultural connections, heritage gardens and cultural gardens in the edible precinct.
- 4.9. The Peace Promenade would initially be formed of a minimum of 20 trees housed in moveable apple crates. It is anticipated that the number of trees would increase overtime and these would be permanently planted as part of the final design for the Macquarie Point site and integrated with the Reconciliation Park.
 - 4.9.1. Trees would be donated by a range of partners and will have a plaque identifying the sponsor organisation.
 - 4.9.2. The Macquarie Point Development Corporation has agreed to support the project by coordinating and maintaining the planting with assistance from Tino Carnevale and Angus Stewart and by matching tree donations, tree for tree.
 - 4.9.3. The other participants that have to date indicated an interest in sponsoring trees include the Tasmanian Chinese Buddhist Academy of Australia, MAC1 Hotel, Frogmore Creek, Henry Jones, the Multicultural Council of Tasmania, Friends School, and Lions International.
- 4.10. The Global Peace Park initiative is seen as a positive opportunity for Hobart due to the global tourism for peace focus. This connection is likely to be of benefit to tourism outcomes in Hobart and will drive new strategic partnerships with IIPT and Skål International.

5. Proposal and Implementation

- 5.1. Given the alignment of the proposal with *Hobart: A community vision for our island capital*, and the *Capital City Strategic Plan*, it is proposed that the City sign the commitment to dedicate Hobart as a Global City of Peace and contribute to the Peace Promenade by donating two trees.

- 5.2. The two trees would be purchased, installed and maintained by the Peace Promenade coordinators and a plaque recognising the City of Hobart would be attached to each.
- 5.3. The Manager Activation Programs and Tourism would act as the contact person for the initiative and for partnership with IIPT and Skål moving forward.
- 5.4. Officers would actively participate in the Peace Promenade project and continue to build strategic partnerships with IIPT and Skål International to build global tourism connections and build opportunities for shared learning.
- 5.5. A 're-dedication ceremony' will be held each year to coincide with the United Nations International Day of Peace on the 21 September.
- 5.6. This initial commitment is for four years, in line with the initial commitment from Macquarie Point for maintenance of the Peace Promenade. After this time the partnership would be evaluated and continued participation opportunities considered.

6. Strategic Planning and Policy Considerations

- 6.1. Participation in the Skål/IIPT Global Peace Park initiative aligns with the following pillars of the Council endorsed *Hobart: A community vision for our island capital*:

“Enhanced by its human scale, Hobart thrives on connectedness-to each other, our places and spaces, our services and activities. We create opportunities for new connections to develop.” Pillar 2.3.1.

“We invite visitors and tourists to enjoy our city and recognise their important contributions to city life.” Pillar 7.4.1.
- 6.2. Participation in the Skål/IIPT Global Park initiative aligns with the following strategies of the Capital City Strategic Plan 2019-2029:

“Support the City’s existing international relationships and respond to new opportunities, in line with the community vision.” Strategy 4.3.6.

“Develop greater community involvement in international relations programs.” Strategy 4.3.7.

“Develop strategic relationships in major Hobart industries such as education, tourism, science, research and the public and creative sectors.” Strategy 4.5.2.

“As the capital city, continue to play a significant role in Tasmania’s tourism economy.” Strategy 4.5.4.

- 6.3. Participation in the initiative aligns with and supports the work of the Activation Programs and Tourism Unit and the Economic Development, Engagement and Strategy Unit and aligns with the Multicultural Strategy 2014 – 2019.

7. Financial Implications

7.1. Funding Source and Impact on Current Year Operating Result

7.1.1. The financial implications of this commitment is \$4770.

7.1.1.1. This amount includes the annual Global Peace City registration fee of \$430.

7.1.1.2. The initial cost also includes sponsorship of two trees with acknowledgement plaques, to be installed and maintained for four years in the Peace Promenade at a cost of \$4330.

7.1.1.3. This cost is covered within the existing tourism budget allocation for the financial year 2019-20.

7.2. Impact on Future Years' Financial Result

7.2.1. The financial implication of this commitment is \$430 per year for an additional three years.

7.2.2. This cost will be included within tourism budget allocations in the 2020-21, 2021-22 and 2022-23 budgets.

7.3. Asset Related Implications

7.3.1. There are no asset related implications from this report as the trees provided by the City of Hobart would be fully maintained by the Peace Promenade coordinators for the duration of the project.

8. Legal, Risk and Legislative Considerations

There are no legal, risk or legislative considerations from this proposal.

9. Environmental Considerations

9.1. There is a positive environmental benefit in the planting of additional trees within the city.

9.2. Amongst the objectives of Skål/IIPT Global Peace Parks is to enhance awareness of a community's commitment to peace and a healthy environment.

9.3. Officers will highlight the City's zero-waste to landfill strategy with the project coordinators.

10. Social and Customer Considerations

- 10.1. Amongst the objectives of Skål/IIPT Global Peace Parks are to “create common ground for the community to come together in celebration of their nation’s people, land, and heritage and the common future of all humankind” and to reflect on “our connectedness to one another as a global family”.
- 10.2. Showing leadership as a Global City of Peace is likely to increase our reputation, locally and nationally, as an inclusive, proactive and connected city.
- 10.3. This project provides the opportunity to build partnerships with, not only IIPT and Skål International, but with all participants in the Global Peace Park initiative.

11. Marketing and Media

- 11.1. It is anticipated that membership as a Global City of Peace will provide a number of positive media and marketing opportunities including enhancing our reputation as a safe and welcoming city for international visitors, migrants and investors.

12. Community and Stakeholder Engagement

- 12.1. Skål International Hobart and IIPT have been undertaking their own engagement on this project over the past six months. They have received broad support and a number of key partnerships have been formed to support the project.
- 12.2. The Peace Promenade is likely to be positively received by the broader Hobart community and positive messaging opportunities will be maximised throughout.

13. Delegation

- 13.1. This is a matter for the Council’s determination.

As signatory to this report, I certify that, pursuant to Section 55(1) of the Local Government Act 1993, I hold no interest, as referred to in Section 49 of the Local Government Act 1993, in matters contained in this report.



Sophie Calic
**COMMUNITY PARTICIPATION
COORDINATOR**



Iris Goetzki
**MANAGER ACTIVATION PROGRAMS
AND TOURISM**

Item No. 6.3

Agenda (Open Portion)
Economic Development & Communications Committee Meeting
26/9/2019

Page 8



Tim Short

DIRECTOR COMMUNITY LIFE

Date: 18 September 2019
File Reference: F19/121937; 17/204

Attachment A: IIPT Registration Form
Attachment B: Skai International Hobart IIPT Peace Promenade Invitation

6.5 Proposed 2020 Council and Committee Meeting Schedule
File Ref: F19/141197

Memorandum of the Deputy General Manager of 30 October 2019 and attachments.

The General Manager reports:

"This matter was also considered by the Community Culture and Events Committee at its meeting of 6 November 2019, whereat the Committee adopted the following clauses from the recommendation:

- That: 1. The Council adopt Option B, marked as Attachment B to item 6.3 of the Open Finance and Governance Committee agenda of 15 October 2019, for a 2020 Council and Council Committee meeting schedule with the Economic Development and Communications Committee to precede the Community Culture and Events Committee.***
- 2. The Economic Development and Communications Committee commence at 5.00pm and the Community Culture and Events Committee commence at 6.00pm."***

Delegation: Council



City of **HOBART**

MEMORANDUM: ECONOMIC DEVELOPMENT & COMMUNICATIONS COMMITTEE

Proposed 2020 Council and Committee Meeting Schedule

The Council resolved at its meeting on 21 October 2019 to defer the following recommendation from the Finance and Governance Committee for the further consideration of the Community Culture and Events Committee:

“That the Council adopt Option B, marked as Attachment B to item 6.3 of the Open Finance and Governance Committee agenda of 15 October 2019, for a 2020 Council and Council Committee meeting schedule with the Economic Development and Communications Committee to precede the Community Culture and Events Committee.”

At its meeting on 15 October 2019, the Finance and Governance Committee considered a report (Attachment A) which included three options to consider for the Council and committee meeting schedule for 2020.

The Finance and Governance Committee resolved to recommend Option B to the Council. Option B proposes that the Community Culture and Events Committee and the Economic Development and Communications Committees be held on the same Thursday evening with the Economic Development and Communications Committee to precede the Community Culture and Events Committee.

The scheduling of these two traditionally lighter committees to occur on the same evening and on the date of the current Economic Development and Communications Committee, has the further advantage of ‘smoothing’ the number of items feeding into each Council agenda.

If the proposal is acceded to then consideration of revised start times requires consideration.

The current start times for the committees are 5.00pm for the Economic Development and Communications Committee and 5.30pm for the Community Culture and Events Committee.

The options are to revise the start times by 30 minutes for either of the committees, i.e. to start the Economic Development and Communications Committee at 4.30pm and leave the Community Culture and Events Committee at 5.30pm, or start the Economic Development and Communications Committee at 5.00pm and the Community Culture and Events Committee at 6.00pm.

RECOMMENDATION**That:**

- 1. The Council adopt Option B, marked as Attachment B to item 6.3 of the Open Finance and Governance Committee agenda of 15 October 2019, for a 2020 Council and Council Committee meeting schedule with the Economic Development and Communications Committee to precede the Community Culture and Events Committee.**
- 2. The Economic Development and Communications commence at 4.30pm and the Community Culture and Events Committee commence at 5.30pm.**
or
- 3. The Economic Development and Communications Committee commence at 5.00pm and the Community Culture and Events Committee commence at 6.00pm.**

As signatory to this report, I certify that, pursuant to Section 55(1) of the Local Government Act 1993, I hold no interest, as referred to in Section 49 of the Local Government Act 1993, in matters contained in this report.



Heather Salisbury
DEPUTY GENERAL MANAGER

Date: 30 October 2019
File Reference: F19/141197

Attachment A: Report to Finance and Governance Committee - 15 October 2019 ↓
Attachment B: Option B - 2020 Meeting Schedule ↓

**REPORT TITLE: PROPOSED 2020 COUNCIL AND COMMITTEE
MEETING SCHEDULE AND TEMPORARY CITY
PLANNING COMMITTEE DELEGATION****REPORT PROVIDED BY:** Deputy General Manager**1. Report Purpose and Community Benefit**

- 1.1. The purpose of this report is to consider the Council and committee meetings schedule for 2020.

2. Report Summary

- 2.1. A schedule is compiled annually which outlines the meeting dates for Council and Council Committees and is submitted to the Council for adoption.
- 2.2. Three options for 2020 are presented for the Council's consideration.
 - 2.2.1. It should be noted that the Council has an open resolution to give consideration to aligning the committee structure to the City's Vision, which was approved by Council in July 2018.
 - 2.2.2. With the recent adoption of the City's Strategic Plan, this review is now scheduled to occur early in the New Year.
 - 2.2.3. If the result of this process requires changes to the meeting schedule adopted as a result of this report, this will be accommodated at the appropriate time. Formalising a 12-month meeting schedule now, provides the community and Elected Members with a preliminary calendar for the conduct of Council business in the interim period.
- 2.3. Historically, the meeting schedule has been prepared using an approach which is based around a monthly meeting cycle which includes two Council and City Planning Committee meetings and one meeting of each of the other Council committees.
- 2.4. The schedule has provided for three, three week cycles between Council meetings which have traditionally been aligned with Easter and months which contain 5 weeks.
- 2.5. The approach taken in preparing the 2020 scheduled has varied from previous years with officers providing three different options for consideration:
 - 2.5.1. **Option A** (Attachment A) – the meeting cycle commences in the third week of January allowing a longer break from Council business over the Christmas / New Year period. The three week cycles have been aligned with Easter and the second week of both the July and October school holidays.

- 2.5.1.1. Commencing the third week of January avoids agenda's having to be circulated in the first three days of January. It also means that some Council meetings will be held on a Tuesday due to a public holiday occurring on the Monday.
- 2.5.2. **Option B** (Attachment B) – in addition the changes made in option A, option B proposes that the Community Culture and Events Committee and the Economic Development and Communications Committees be held on the same Thursday evening with one scheduled to occur at the conclusion of the other.
 - 2.5.2.1. Scheduling these two traditionally lighter committees to occur on the same evening has the advantage of 'smoothing' the Council agenda cycle.
- 2.5.3. **Option C** (Attachment C) – this is the same as Attachment B with the additional proposal to alternate the Council Workshop timeslot across Tuesday, Thursday and Friday.
 - 2.5.3.1. Workshops occurring on the Tuesday and Thursday would commence at 5pm.
 - 2.5.3.2. Workshops occurring on a Friday would commence at 2pm or at another time as agreed by Council.
- 2.6. All options retain a meeting cycle which includes two Council and City Planning Committee meetings and one meeting of each of the other Council committees per month.
- 2.7. In the event that any urgent business arises which cannot be accommodated within any of the proposed meeting schedule options, special meetings will be convened as required.
- 2.8. In accordance with Regulation 7(2) of the *Local Government (Meeting Procedures) Regulation 2015*, the Council's adopted meeting schedule will be advertised in the Mercury in January and also published on the City of Hobart website.
- 2.9. It is also recommended that the Council provide a delegation to the City Planning Committee, consistent with the delegation provided in prior years, to enable planning applications to be approved during the Christmas period.

3. Recommendation***That:***

- 1. The Council consider its preferred option for a 2020 Council and Council Committee meeting schedule, from options marked as Attached A, Attachment B and Attachment C to the report.***
- 2. In the event that any urgent matters arise which cannot be accommodated within the preferred 2020 meeting schedule option, special meetings be convened as required.***
- 3. The City Planning Committee be provided with the following delegation in order to facilitate the processing of planning permit applications during the Christmas period:***
 - (i) To determine all planning permit applications which would otherwise be determined by the Council, between 10 December 2019 and the first ordinary scheduled Council meeting in January 2020, in circumstances where it would not otherwise be possible to determine the application within the statutory time period required under Sections 57(6), 57(6A), 58(2) or 58(2A) of the Land Use Planning and Approvals Act 1993, and an extension of time cannot be obtained, unless an Elected Member has requested the convening of a special meeting or meetings to determine the application.***

4. Delegation

- 4.1. This matter is delegated to the Council.

As signatory to this report, I certify that, pursuant to Section 55(1) of the Local Government Act 1993, I hold no interest, as referred to in Section 49 of the Local Government Act 1993, in matters contained in this report.



Heather Salisbury
DEPUTY GENERAL MANAGER

Date: 16 October 2019
File Reference: F19/131963

Attachment A: Option A - 2020 Meeting Schedule

Attachment B: Option B - 2020 Meeting Schedule
Attachment C: Option C - 2020 Meeting Schedule

Option B

2020	January	February	March	April	May	June	July	August	September	October	November	December
Sunday			1			31			30		1	
Monday			2	CPC			1	CPC		31	2	CPC
Tuesday			3	Council Workshop			2	Council Workshop		1	3	Council Workshop
Wednesday	1	New Year's Day	4		1		3		2		4	2
Thursday	2		5		2		4		3	1	5	3
Friday	3		6		3	1	5		4	2	6	4
Saturday	4		7		4	2	6		5	3	7	5
Sunday	5		8		5	3	7		6	4	8	6
Monday	6		9	Eight Hour Day	6	Council Meeting	4	CPC	8	Quinn's Day	6	Council Meeting
Tuesday	7		10	Council Meeting	7		5	Council Workshop	9	Council Meeting	7	CPC
Wednesday	8		11		8		6		10	Council Meeting	8	FOC
Thursday	9		12	PRC	9	PRC	7		11		9	
Friday	10		13		10	Good Friday	8		12		10	PRC
Saturday	11		14		11		9		13		11	
Sunday	12		15		12		10		14		12	
Monday	13		16	CPC	13	Seven Monday	11	Council Meeting	15	CPC	13	Council Meeting
Tuesday	14		17	FOC	14	Seven Tuesday	12		16		14	
Wednesday	15		18		15		13		17		15	
Thursday	16	PRC	19	PRC	16	PRC	14		18		16	
Friday	17		20		17		15		19		17	
Saturday	18		21		18		16		20		18	
Sunday	19		22		19		17		21		19	
Monday	20	CPC	23	Council Meeting	20	CPC	18	CPC	22	Council Meeting	20	CPC
Tuesday	21	FOC	24		21	FOC	19		23		21	
Wednesday	22		25	CIC	22		20		24		22	
Thursday	23		26	OCBC/EDCC	23		21		25		23	
Friday	24		27		24		22		26		24	
Saturday	25		28		25		23		27		25	Christmas Day
Sunday	26		29		26		24		28		26	
Monday	27	Asian Day Hl	30	CPC	27	Council Meeting	25	Council Meeting	29	CPC	27	Buang Day Hl
Tuesday	28	Council Meeting	31	Council Workshop	28		26		30		28	
Wednesday	29	CIC			29	CIC	27	CIC			29	
Thursday	30	OCBC/EDCC			30	OCBC/EDCC	28	OCBC/EDCC			30	
Friday	31											
Saturday												

OCBC / EDCC One committee would follow the other on the same night and provide some smoothing of the Council Agendas

----- Committee cycle starts in the 3rd week of January.
Three week cycles aligned with school holidays.

7. COMMITTEE ACTION STATUS REPORT

7.1 Committee Actions - Status Report

A report indicating the status of current decisions is attached for the information of Elected Members.

RECOMMENDATION

That the information be received and noted.

Delegation: Committee

Attachment A: EDCC Open Status Report

ECONOMIC DEVELOPMENT AND COMMUNICATIONS COMMITTEE – STATUS REPORT

OPEN PORTION OF THE MEETING

October 2019

Ref	Meeting	Report / Action	Action Officer	Comments
1	TERMS AND CONDITIONS FOR USE OF SALAMANCA SQUARE, MATHERS PLACE, COLLINS COURT, WELLINGTON COURT AND ELIZABETH MALL Council, 9/5/2016, Item 15	That terms and conditions of use be created for Mathers Place, Collins Court, Wellington Court and Salamanca Square in the context of the review of the Highways By-Law and the development of a city activation framework, and that the terms and conditions of use for Elizabeth Mall be also reviewed, for presentation to the Council for endorsement.	Director Community Life	Terms and conditions based on the consultant's advice have been trialled in these locations and will be standardised for the beginning of 2019–20. A report on this matter will be presented to the January meeting.
2	TIMOR-LESTE RELATIONSHIP UPDATE Council, 03/06/2019, Item 14 Council, 23/4/2018, Item 18 Council, 4/12/2017, Item 18 Council, 7/8/2017, Item 15	That the Council note the proposed project for the village of Balibó in Timor-Leste, as outlined in the report marked as item 6.1 of the Open Economic Development and Communications Committee agenda of 23 May 2019, and a detailed report on the costs and implementation of the project be provided to the Council for consideration.	Director Community Life	A report in relation to this matter is attached to the agenda.
3	MARKETING GRANTS Council 4/6/2018 Item 13	That Officers further investigate the application of the Shopfront Improvement Grant Program on a precinct basis with a further report to be provided as soon as practicable.	Director Community Life	Officers are progressing this matter with a report to be written after the 2019 grant round, so that more detail is available for the report.

Ref	Meeting	Report / Action	Action Officer	Comments
4	MEASUREMENT SYSTEM, INTERNATIONAL RELATIONSHIPS Council, 7/10/2019, Item 15 Council, 9/09/2019, Item 20 Committee, 21/02/2019, Item 6.1 Council, 4/6/2018, Item 15	That: 1. The Council notes that RMIT and ACELG (now ALGA) are not contributing academic work to analyse the qualitative and quantitative value of Australian local government international city to city relationships. 2. The Council authorises the engagement of Professor Peter Frappell to develop a robust system to measure the value of the City's current and future international relationships. 3. The cost of the measurement system be no more than \$21,000 excluding GST, to be attributed to the Economic Development Budget Function in the 2019–20 Annual Plan.	Director Community Life	The development of the measurement system has commenced and it is anticipated that this will be delivered in the first quarter of 2020.
5	CHRISTMAS DECORATIONS 2018 Council, 4/6/2018, Item 14	Officers to investigate and provide a report on how the City's Christmas Decoration Program can align with the City's Zero Waste to Landfill Strategy, including utilising the Art from Trash and other relevant programs when disposing of decorations.	Director Community Life	<p>The Activation and Christmas Programs Officer has commenced. As such this investigation and ensuing report will be developed pending an initial audit of assets that the city hold (including for the Pageant) that may need to be disposed of.</p> <p>With the amalgamation of all Christmas programs within the Activation Programs and Tourism Unit (Christmas Pageant, Decorations, Community Christmas Carols and Quick response Grants as well as the "Lighting of the tree") the Zero Waste to Landfill Strategy becomes a guiding document for all activities and will be addressed in the overall Christmas programs report for consideration by the Community Culture and Events Committee at its February meeting.</p>

Ref	Meeting	Report / Action	Action Officer	Comments
6	INTERNATIONAL RELATIONS – POTENTIAL VISITS TO SISTER / FRIENDSHIP CITIES IN THE CURRENT TERM OF ELECTED MEMBERS Council, 01/04/2019, Item 13	A further report be prepared that includes a strategic review and status updates of current sister and friendship city relationships.	Director Community Life	A report in relation to this matter is attached to the agenda.
7	EXPLORATION OF NEW INTERNATIONAL RELATIONSHIPS Council, 01/04/2019, Item 12	That a report be provided to investigate potential relationships between the City of Hobart and cities in India, Nepal and Fiji and other countries with established communities within Hobart.	Director Community Life	A report in relation to this matter is attached to the agenda.
8	PROJECTED POPULATION AND ECONOMIC GROWTH MODEL Council, 01/04/2019, Item 11	That a report be prepared into the development of a usable model of projected population and economic growth of the Greater Hobart region. This modelling tool is to be integrated into Hobart City Council planning, infrastructure, strategy development and decision-making.	Director Community Life	A report will be provided to the City Planning Committee on 9 December.

Ref	Meeting	Report / Action	Action Officer	Comments
9	SKAL/IIPT GLOBAL PEACE PARK INITIATIVE Council, 7/10/2019, Item 14	<p>That:</p> <ol style="list-style-type: none"> 1. The Council name Hobart as a Skål/IIPT Global City of Peace at an annual membership cost of \$440 for four years through to 2022-23. <ol style="list-style-type: none"> (i) The cost of \$440 be attributed to the Tourism Budget Function in the 2019-20 Annual Plan. (ii) The allocation of \$440 per year be included in the budget preparations for 2020-21, 2021-22 and 2022-23. 2. Clause 2 of the recommendation that the one-off cost of \$4,330 to sponsor two trees for inclusion in the Peace Promenade be recorded in the 'Grants, Assistance and Benefits provided' section of the City of Hobart's Annual Report be deferred for further consideration. 	Director Community Life	A report in relation to this matter is attached to the agenda.

8. QUESTIONS WITHOUT NOTICE

Section 29 of the *Local Government (Meeting Procedures) Regulations 2015*.
File Ref: 13-1-10

An Elected Member may ask a question without notice of the Chairman, another Elected Member, the General Manager or the General Manager's representative, in line with the following procedures:

1. The Chairman will refuse to accept a question without notice if it does not relate to the Terms of Reference of the Council committee at which it is asked.
2. In putting a question without notice, an Elected Member must not:
 - (i) offer an argument or opinion; or
 - (ii) draw any inferences or make any imputations – except so far as may be necessary to explain the question.
3. The Chairman must not permit any debate of a question without notice or its answer.
4. The Chairman, Elected Members, General Manager or General Manager's representative who is asked a question may decline to answer the question, if in the opinion of the respondent it is considered inappropriate due to its being unclear, insulting or improper.
5. The Chairman may require a question to be put in writing.
6. Where a question without notice is asked and answered at a meeting, both the question and the response will be recorded in the minutes of that meeting.
7. Where a response is not able to be provided at the meeting, the question will be taken on notice and
 - (i) the minutes of the meeting at which the question is asked will record the question and the fact that it has been taken on notice.
 - (ii) a written response will be provided to all Elected Members, at the appropriate time.
 - (iii) upon the answer to the question being circulated to Elected Members, both the question and the answer will be listed on the agenda for the next available ordinary meeting of the committee at which it was asked, where it will be listed for noting purposes only.

9. CLOSED PORTION OF THE MEETING

RECOMMENDATION

That the Committee resolve by majority that the meeting be closed to the public pursuant to regulation 15(1) of the *Local Government (Meeting Procedures) Regulations 2015* because the items included on the closed agenda contain the following matters:

- Commercial information of a confidential nature that, if disclosed, is likely to prejudice the commercial position of the person who supplied it

The following items are listed for discussion:-

Item No. 1	Minutes of the last meeting of the Closed Portion of the Council Meeting
Item No. 2	Consideration of supplementary items to the agenda
Item No. 3	Indications of pecuniary and conflicts of interest
Item No. 4	Reports
Item No. 4.1	Sponsorships 2019 LG(MP)R 15(2)(c)(i)
Item No. 5	Questions Without Notice