



CITY OF HOBART

AGENDA

City Infrastructure Committee Meeting

Open Portion

Wednesday, 28 April 2021

**at 5:15 pm
via Zoom**

SUPPLEMENTARY ITEMS

ORDER OF BUSINESS

- 11. 2021-22 PROPOSED FEES AND CHARGES - CLEANSING &
SOLID WASTE, ROADS AND CAPITAL WORKS, STORMWATER 3**
- 12. 2021-22 FEES AND CHARGES - CITY PLANNING DIVISION
(RESIDENTIAL PARKING PERMIT AND TRAFFIC STRATEGY
AND PROJECTS) 14**

The Acting General Manager reports:

“That in accordance with the provisions of Part 2 Regulation 8(6) of the *Local Government (Meeting Procedures) Regulations 2015*, these supplementary matters are submitted for the consideration of the Committee.

Pursuant to Regulation 8(6), I report that:

- (a) information in relation to the matter was provided subsequent to the distribution of the agenda;
- (b) the matter is regarded as urgent; and
- (c) advice is provided pursuant to Section 65 of the Act.”

**11. 2021-22 Proposed Fees and Charges - Cleansing & Solid Waste,
Roads and Capital Works, Stormwater
File Ref: F21/29405**

Report of the Director City Amenity of 27 April 2021 and attachment.

Delegation: Council

**REPORT TITLE: 2021-22 PROPOSED FEES AND CHARGES -
CLEANSING & SOLID WASTE, ROADS AND CAPITAL
WORKS, STORMWATER**

REPORT PROVIDED BY: Director City Amenity

1. Report Purpose and Community Benefit

- 1.1. The purpose of this report is to seek approval of the proposed fees and charges applicable to the following activities of the City Amenity Division for the 2021-22 financial year:
 - 1.1.1. Cleansing and Solid Waste Requested Works
 - 1.1.2. Wheelie Bins/Bins
 - 1.1.3. McRobies Gully Waste Management Centre
 - 1.1.4. Roads Management
 - 1.1.5. Stormwater Services Service Connections and Inspections

2. Report Summary

- 2.1. Pursuant to section 205 of the *Local Government Act 1993*, the Council may impose fees and charges for various services.
- 2.2. The attached schedules detail the proposed fees and charges for the 2021-22 financial year.
- 2.3. It is noted that due to the onset and impact of the COVID-19 pandemic on the Hobart community in early 2020, the Council elected to not increase fees for the current 2020-21 financial year.

3. Recommendation

That the schedule of fees and charges for the provision of following activities of the City Amenity Division marked as Attachment A to this report, be adopted for the 2021-22 financial year:

- (i) Cleansing and Solid Waste Requested Works***
- (ii) Wheelie Bins/Bins***
- (iii) McRobies Gully Waste Management Centre***
- (iv) Roads Management***
- (v) Stormwater Services Service Connections and Inspections***

4. Background

- 4.1. The fees and charges for the following activities of the City Amenity Division for the 2021-22 financial year have been assessed.

City Cleansing & Solid Waste Requested Works

- 4.2. Services will continue to be charged via quote or on a do-and-charge basis.

Income is anticipated to remain constant.

Wheelie Bins / Bins

- 4.3. Minor changes to fees are proposed with minor increase to revenue of \$24,000 or 11.60%.

McRobies Gully Waste Management Centre

- 4.4. Minor changes to some fees are proposed with minor increase to revenue of \$90,000 or 4.60%.
- 4.5. The fee structure continues to support the goals of the City's *Waste Management Strategy 2015-2030* with the aim of achieving Zero Waste to Landfill by 2030.

Roads Management

- 4.6. Minor increases to some fees to improve cost recovery and CPI with the introduction of Infrastructure Protection Bonds that are refundable should the City's infrastructure remain/be returned in a satisfactory condition

Stormwater Service Connections and Inspections

- 4.7. Increases to fees are proposed to ensure improved cost recovery for development related services, with total budgeted income revised to reflect actuals

5. Proposal and Implementation

- 5.1. It is proposed that the attached schedules of fees and charges for the 2021-22 financial year be approved.

6. Strategic Planning and Policy Considerations

- 6.1. The annual review of fees and charges has been undertaken in accordance with the City of Hobart's Pricing Policy and Guidelines.

7. Financial Implications

- 7.1. Funding Source and Impact on Current Year Operating Result

7.1.1. Not applicable.

- 7.2. Impact on Future Years' Financial Result

7.2.1. The review of the fees and charges for the Division has been undertaken and increases/decreases for the 2021-22 financial year for each function is expected as follows:

FUNCTION AREA	2020/21 BUDGET	2021/22 BUDGET	INCREASE / (DECREASE)	
City Cleansing & Solid Waste Requested Works	\$37,000	\$37,248	\$248	0.67%
Wheelie Bins	\$210,000	\$234,363	\$24,363	11.6%
McRobies Gully Waste Management Centre	\$1.909M	\$1.997M	\$87,600	4.59%
Roads Management	\$60,000	\$30,000	-\$30,000	-50%
Stormwater Service Connections & Inspection	\$154,000	\$100,000	-\$54,000	-35%

7.2.2. In respect to Road Strategy & Projects and Stormwater Service Connections activities, the revised budgeted income aligns with historical levels of previous years with budgeted income for 2020-21 over estimated.

8. Legal, Risk and Legislative Considerations

8.1. Pursuant to section 205 of the *Local Government Act 1993*, the Council may impose fees and charges for various services.

9. Delegation


9.1. This matter is delegated to the Council.

As signatory to this report, I certify that, pursuant to Section 55(1) of the Local Government Act 1993, I hold no interest, as referred to in Section 49 of the Local Government Act 1993, in matters contained in this report.



Glenn Doyle
DIRECTOR CITY AMENITY

Date: 27 April 2021
File Reference: F21/29405

Attachment A: Proposed 2021-22 Fees and Charges - Cleansing Solid Waste, Roads Capital Works, Stormwater ↓ 

Proposed 2021-22 Fees & Charges: City Cleansing & Solid Waste Requested Works

NAVison Code	Description	2019-20 Actual excl. GST	2020-21 Budget excl. GST	2020-21 Jan YTD excl. GST	2021-22 Estimate excl. GST
Solid Waste Requested Works		67,768	37,000	17,060	37,248.00 (19-20 included DSG income not expected next year)

Change from 2020-21 to 2021-22 0.67%

Fee Description	2019-2020 Fee incl. GST	2020-2021 Fee incl. GST	Pricing Method	Last Changed (type <i>New Fee</i> if applicable)	Proposed Fee 2021 - 2022 incl. GST	Fee includes GST (Y/N)	Unit	% Variation	Comment
Provision of waste & recycling services for events	POA	POA	Commercial Pricing	2014/2015	POA	Y	per service		Quote provided subject to extent of works requested.
Amenities of cleansing services for events	POA	POA	Commercial Pricing	2014/2015	POA	Y	per service		Quote provided subject to extent of works requested.
Provision of road and footpath cleansing services by request or identified need	POA	POA	Commercial Pricing	2014/2015	POA	Y	per service		Quote provided subject to extent of works requested. Emergency works to be calculated on a 'do and charge' basis.
Waste Reduction Education and Events - participation fees		POA	Market Pricing	2020/2021	POA	Y	per service		

Proposed 2021-22 Fees & Charges: Wheelie Bins / Bins

NAVison Code	Description	2019-20 Actual excl. GST	2020-21 Budget excl. GST	2020-21 Jan YTD excl. GST	2021-22 Estimate excl. GST
Wheelie Bins / Bins *		205,451	210,000	121,949	234,363.60

* Actuals and Budget figures include annual Rates amounts. Fees below are for additional/upgrade/replacement bins

Change from 2020-21 to 2021-22 11.60%

Fee Description	2019-2020 Fee incl. GST	2020-2021 Fee incl. GST	Pricing Method	Last Changed (type <i>New Fee</i> if applicable)	Proposed Fee 2021 - 2022 incl. GST	Fee includes GST (Y/N)	Unit	% Variation	Comment
Wheelie bin hire	POA	POA	Full Cost Recovery	2015/2016	POA	Y	per use		
Wheelie Bins - Upgrades/Replacements/Repairs									
Wheelie bins upgrade from 120 litre to 240 litre garbage residential	\$155.00	\$155.00	Market Pricing	2017-2018	\$160.00	N	per bin	3%	Subject to medical certification to the satisfaction of the General Manager, a rebate of \$160 per annum will apply to households where a member of the household has a medical condition that justifies the increased waste disposal capacity.
Replacement fee (lost or stolen)	\$90.00	\$90.00	Market Pricing	2017-2018	\$95.00	Y	per bin	6%	For properties where a replacement bin has been provided excessively and regularly
Initial service charge - waste or recycling, residential or commercial	\$90.00	\$90.00	Market Pricing	2014/2015	\$95.00	N	per bin	6%	Charge for a service - new bin to new property
Wheelie bins - residential roadside green waste collection - 240 litre - new service or additional bin*	\$50.00	\$50.00	Market Pricing	2016/2017	\$62.00	N	per bin	24%	* Additional bins charged at \$62 per bin, per year. \$2 increase due to CPI
Wheelie bins - weekly FOGO collection service 240L	N/A	N/A	Market Pricing	<i>New Fee</i>	\$150.00	N	Per bin	New Fee	New charge - potential weekly FOGO service to cater for businesses.

Proposed 2021-22 Fees & Charges: McRobies Gully Waste Management Centre/Waste/Tip

NAVison Code	Description	2019-20 Actual excl. GST	2020-21 Budget excl. GST	2020-21 Jan YTD excl. GST	2021-22 Estimate excl. GST
McRobies Gully Waste Management Centre/Waste/Tip		1,928,158	1,909,458	1,075,564	1,997,080.65
Change from 2020-21 to 2021-22					4.59%

Fee Description	2019-2020 Fee incl. GST	2020-2021 Fee incl. GST	Pricing Method	Last Changed (type <i>New Fee</i> if applicable)	Proposed Fee 2021 - 2022 incl. GST	Fee includes GST (Y/N)	Unit	% Variation	Comment
Minimum waste disposal fee (excluding green waste and domestic cleanfill) - up to 100kg	\$10.00	\$10.00	Market Pricing	2010/2011	\$12.00	Y	per vehicle	20%	Minimum fee will be applied to loads under 100kgs. Over CPI increase due to not increased for several years
General mixed waste* *Minimum waste disposal fee - \$10.00	\$100.00	\$100.00	Market Pricing	2018/2019	\$105.00	Y	per tonne	5%	Increase in line with market pricing.
Sorted recyclable material (including timber, steel, concrete etc)*	\$40.00	\$40.00	Market Pricing	2018/2019	\$45.00	Y	per tonne	13%	Increased to cater for increased management/recycling costs. Incentive to separate given less than half general mixed rate
Recycling***	\$40.00	\$40.00	Full Cost Recovery	2018/2019	\$45.00	Y	per tonne	13%	Increased to cater for increased management/recycling costs. Incentive to separate given less than half general mixed rate
Green Waste									
Minimum green waste disposal fee - up to 100kg	\$8.00	\$8.00	Market Pricing	2012/2013	\$10.00	Y	per vehicle	25%	Minimum fee will be applied to loads under 100kgs. Over CPI increase due to not increased for several years
Green waste**	\$75.00	\$75.00	Market Pricing	2016/2017	\$80.00	Y	per tonne	7%	
Food/animal waste	\$45.00	\$45.00	Market Pricing	2018/2019	\$47.00	Y	per tonne	4%	
Compostable sludge	\$15.00	\$15.00	Commercial Pricing	2018/2019	\$20.00	Y	per tonne	33%	
Other Waste Categories									
Cleanfill	\$20.00	\$20.00	Market Pricing	2016/2017	\$20.00	Y	per tonne	0%	
Cleanfill bulk (minimum 300 tonnes, conditions apply)	POA	POA			POA	Y			Conditions apply - minimum tonnages and market pricing. Approval of Manager
Controlled waste domestic	\$155.00	\$155.00	Market Pricing	2018/2019	\$170.00	Y	per tonne	10%	
Mattresses	\$20.00	\$20.00	Market Pricing	2017/2018	\$20.00	Y	each	0%	Per mattress regardless of size
Flourescent tubes and globes	FOC	FOC	Market Pricing	2018/2019	FOC	Y	each		First 10 free - extra at general waste charge minimum disposal fee of \$10.00.
Recycled crushed concrete 20mm ¹	POA	POA	Market Pricing		POA	Y			Minimum charge \$10.00.
Recycled crushed concrete 40mm ¹	POA	POA	Market Pricing		POA	Y			Minimum charge \$10.00.
Asbestos Kits	\$85.00	\$85.00	Market Pricing	2017/2018	\$85.00	Y	each	0%	Includes provision of an asbestos removal pack, including safety gear, suitable asbestos collection bag and disposal fee of contents.
Refridgerators	N/A	N/A	Market Pricing	<i>New Fee</i>	\$25.00	Y	Each		Enables fridges to be degassed before being recycled.

Fee Description	2019-2020 Fee incl. GST	2020-2021 Fee incl. GST	Pricing Method	Last Changed (type <i>New Fee</i> if applicable)	Proposed Fee 2021 - 2022 incl. GST	Fee includes GST (Y/N)	Unit	% Variation	Comment
Secure Burial	N/A	N/A	Market Pricing	<i>New Fee</i>	\$200.00	Y	Minimum charge \$200 plus \$200 per tonne thereafter		Covers costs of special burials (plant, time, cover etc) Minimum charge \$200. Plus \$200 per tonne thereafter.
Waste Tyres - car	\$10.00	\$10.00	Market Pricing	2018/2019	\$10.00	Y	per tyre	0%	
Waste Tyres - light truck and 4-wheel drive	\$25.00	\$25.00	Market Pricing	2018/2019	\$25.00	Y	per tyre	0%	
Organics - Sales									
Compost 20 litre bag	\$10.00	\$10.00	Market Pricing	2010/2011	\$10.00	Y	per 20 l bag	0%	
Mulch sales (coarse)	\$20.00	\$20.00	Market Pricing	2014/2015	\$20.00	Y	per m ³	0%	
Mulch sales (fine)	\$25.00	\$25.00	Market Pricing	2014/2015	\$25.00	Y	per m ³	0%	
Compost	\$75.00	\$75.00	Market Pricing	2018/2017	\$75.00	Y	per m ³	0%	
Compost screenings	\$10.00	\$10.00	Market Pricing	2017/2018	\$10.00	Y	per m ³	0%	
Compost (bulk) greater than 15m ³	POA	POA			POA	Y	per m ³		POA for bulk quantities
Trees/Timber sales	N/A	N/A	Market Pricing	<i>New Fee</i>	\$10.00	Y	per tonne		
Product deliveries	POA	POA			POA	Y	per delivery		
Kemp Street Waste and Recycling Facility									
Commercial waste and recycling excess usage charge	\$0.75	\$0.75	Market	2017/2018	\$0.75	Y	per kg	0%	Charge for deposit of waste and recycling that exceeds the allowance of 95kg per month for waste and 48kg per month for recycling.

Proposed 2021-22 Fees & Charges: McRobies Gully MWC Volumetric Disposal

McRobies Gully MWC Volumetric Disposal

Applied only should weigh station measurement fail

Fee Description	2019-2020 Fee incl. GST	2020-2021 Fee incl. GST	Pricing Method	Last Changed (type <i>New Fee</i> if applicable)	Proposed Fee 2021 - 2022 incl. GST	Fee includes GST (Y/N)	Unit	% Variation	Comment
Volumetric Rates									
Fees only to be used in event of weighbridge being inoperable									
Trucks GVM >3t to 7t	\$48.05	\$48.05	Market Pricing	2019/2020	\$50.00	Y	per m ³	4%	
Trucks GVM >7t to 12t	\$110.71	\$110.71	Market Pricing	2019/2020	\$110.00	Y	per m ³	-1%	
Trucks GVM >12t Single Axle	\$185.92	\$185.92	Market Pricing	2019/2020	\$185.00	Y	per m ³	0%	
Trucks GVM >12t Dual Axle	\$232.92	\$232.92	Market Pricing	2019/2020	\$235.00	Y	per m ³	1%	
Dual Axle Trailers (behind trucks)	\$232.92	\$232.92	Market Pricing	2019/2020	\$235.00	Y	per m ³	1%	
Skip Bin up to 4m ³	\$69.98	\$69.98	Market Pricing	2019/2020	\$70.00	Y	per m ³	0%	
Skip Bin >4m ³ to 8m ³	\$138.92	\$138.92	Market Pricing	2019/2020	\$140.00	Y	per m ³	1%	
Skip Bin >8m ³ to 12m ³	\$197.41	\$197.41	Market Pricing	2019/2020	\$200.00	Y	per m ³	1%	
Skip Bin >12m ³ to 15m ³	\$243.36	\$243.36	Market Pricing	2019/2020	\$245.00	Y	per m ³	1%	
Skip Bin >15m ³ to 20m ³	\$323.79	\$323.79	Market Pricing	2019/2020	\$325.00	Y	per m ³	0%	
Skip Bin >20m ³ to 25m ³	\$404.21	\$404.21	Market Pricing	2019/2020	\$405.00	Y	per m ³	0%	
Skip Bin >25m ³ to 30m ³	\$490.91	\$490.91	Market Pricing	2019/2020	\$490.00	Y	per m ³	0%	
Skip Bin >30m ³	\$645.49	\$645.49	Market Pricing	2019/2020	\$645.00	Y	per m ³	0%	
Compactors <7m ³	\$179.65	\$179.65	Market Pricing	2019/2020	\$180.00	Y	per m ³	0%	
Compactors >7m ³ to 15m ³	\$370.79	\$370.79	Market Pricing	2019/2020	\$370.00	Y	per m ³	0%	
Compactors <15m ³ half full	\$253.81	\$253.81	Market Pricing	2019/2020	\$255.00	Y	per m ³	0%	
Compactors >15m ³ full	\$587.00	\$587.00	Market Pricing	2019/2020	\$590.00	Y	per m ³	1%	
Compactors >15m ³ half full	\$392.72	\$392.72	Market Pricing	2019/2020	\$395.00	Y	per m ³	1%	
Controlled waste residential #	\$32.38	\$32.38	Market Pricing	2019/2020	\$35.00	Y	per m ³	8%	# Minimum domestic controlled waste fee - \$20.00
Light vehicles and trailers <1m ³ waste	\$11.49	\$11.49	Market Pricing	2019/2020	\$12.00	Y	per m ³	4%	Waste and green waste.
Light vehicles and trailers 1 - 3m ³ waste	\$21.93	\$21.93	Market Pricing	2019/2020	\$22.00	Y	per m ³	0%	Waste and green waste.

Proposed 2021-22 Fees & Charges: Roads Management

NAVison Code	Description	2019-20 Actual excl. GST	2020-21 Budget excl. GST	2020-21 Jan YTD excl. GST	2021-22 Estimate excl. GST
Roads Management		23,294	60,000	13,165	30,000.00
Change from 2020-21 to 2021-22					-50.00% 2020-21 budget over-estimated

Fee Description	2019-2020 Fee incl. GST	2020-2021 Fee incl. GST	Pricing Method	Last Changed (type <i>New Fee</i> if applicable)	Proposed Fee 2021 - 2022 incl. GST	Fee includes GST (Y/N)	Unit	% Variation	Comment
Inspection Fee for Works in the Highway Reserve									
Inspection fee for works in the highway reserve	\$100.00	\$100.00	Partial Cost Recovery	2019/2020	\$125.00	N	per hour	25%	Increase in fees reflects improved cost recovery
Inspection fee for works in the highway reserve	\$100.00	\$100.00	Partial Cost Recovery	2019/2020	\$125.00	N	minimum charge	25%	Minimum charge \$125.00
Highway opening fee	\$370.00	\$370.00	Partial Cost Recovery	2019/2020	\$380.00	N	per week	3%	
Highway opening fee (minor works)	\$190.00	\$190.00	Partial Cost Recovery	2019/2020	\$200.00	N	per day	5%	
Additional inspection fee for public infrastructure or highway opening works due to non-compliant or incomplete works			Partial Cost Recovery	New Fee	\$250.00	N		New Charge	

Proposed 2021-22 Fees & Charges: Stormwater Service Connections & Inspections

NAVison Code	Description	2019-20 Actual excl. GST	2020-21 Budget excl. GST	2020-21 Jan YTD excl. GST	2019-20 budget	2021-22 Estimate excl. GST
Stormwater Service Connections		76,348	154,000	51,055	50,000	100,000.00
Change from 2020-21 to 2021-22						-35.06%
Change from 2019-20 to 2021-22						100.00%
Change from 19-20 actual to 2021-22 budget						30.98%

Fee Description	2019-2020 Fee incl. GST	2020-2021 Fee incl. GST	Pricing Method	Last Changed (type <i>New Fee</i> if applicable)	Proposed Fee 2021 - 2022 incl. GST	Fee includes GST (Y/N)	Unit	% Variation	Comment
Stormwater									
Stormwater branch construction for discharge into a Council stormwater main where the main is in the applicant's property and applicant exposes stormwater main - 100mm	\$1,034.67	\$1,034.67	Full Cost Recovery	2018/2019	\$1,100.00	N	per branch	6%	Increase in fees reflects improved cost recovery
Stormwater branch construction for discharge into a Council concrete kerb and gutter system - 75 x 150 RHS footpath crossing	\$1,634.26	\$1,634.26	Full Cost Recovery	2018/2019	\$2,500.00	N	per branch	53%	Increase in fees reflects improved cost recovery
Stormwater branch construction for discharge into a Council concrete kerb and gutter system - 252 x 76 RHS footpath crossing	\$1,849.83	\$1,849.83	Full Cost Recovery	2018/2019	\$3,250.00	N	per branch	76%	Increase in fees reflects improved cost recovery
Location and marking stormwater infrastructure	full cost recovery	full cost recovery	Full Cost Recovery	N/A	full cost recovery	Y	per location	New Fee	Quote provided and work performed on acceptance of quote
Plumbing Permit (Public Infrastructure only)				New Fee	\$540.00	N	per application	New Fee	Aligned to proposed Notifiable Plumbing application fee
Private hydraulic installation investigation fee for private works	\$165.00	\$165.00	Full Cost Recovery	2017/2018	\$165.00	Y	per hour	0%	Fee quantum held to align with plumbing inspection fee
Stormwater infrastructure plans requiring re-assessment	\$215.00	\$215.00	Full Cost Recovery	2017/2018	\$230.00	Y	per hour	7%	Increase to align with cost recovery

**12. 2021-22 Fees and Charges - City Planning Division (Residential
Parking Permit and Traffic Strategy and Projects)
File Ref: F21/35773**

Report of the Manager City Mobility and the Director City Planning of
27 April 2021 and attachments.

Delegation: Council

REPORT TITLE: 2021-22 FEES AND CHARGES - CITY PLANNING DIVISION (RESIDENTIAL PARKING PERMIT AND TRAFFIC STRATEGY AND PROJECTS)

REPORT PROVIDED BY: Manager City Mobility
Director City Planning

1. Report Purpose and Community Benefit

- 1.1. The purpose of this report is to seek approval of the proposed fees and charges applicable to the Residential Parking Permits and Traffic Strategy and Projects activities of the City Planning Division for the 2021-22 financial year.

2. Report Summary

- 2.1. Pursuant to section 205 of the *Local Government Act 1993*, the Council may impose fees and charges for various services.
- 2.2. The attached schedules detail the proposed fees and charges for the following activities for the 2021-22 financial year.
- 2.2.1. Residential Parking Permit
- 2.2.2. Traffic Strategy and Projects

3. Recommendation

That the schedule of fees and charges for the provision of the following activities of the City Planning Division marked as Attachment A and B to this report, be adopted for the 2021-22 financial year:

- (i) Residential Parking Permit - Fees and Charges 2021-22 (Attachment A);***
- (ii) Traffic Strategy and Projects - Fees and Charges 2021-22 (Attachment B).***

4. Background

- 4.1. The fees and charges for the City Planning Division are reviewed each year as part of the City of Hobart's annual budget process.

5. Proposal and Implementation

- 5.1. It is proposed that the attached 2021-22 schedule of fees and charges be approved. The fees and charges for 2021-22 will become effective as at 1 July 2021. A summary of the amendments from each area are detailed below.

5.1.1. Residential Parking Permit

Slight increase in residential parking permits for metered and unmetered areas for cost recovery, and an increase to the Bed and Breakfast permit, with a slight increase in expected revenue.

5.1.2. Traffic Strategy and Projects

New fees are proposed for road closure permits as Hobart's unique conditions of a constrained road network in a heritage city with limited below ground parking supply / without the provision of onsite loading areas. The fee is to disincentivise extensions of time for road closure particularly in the Central Business District. A new yellow line fee is also intended to recover some of the assessment costs. An increase in revenue is expected within this area next financial year.

6. Strategic Planning and Policy Considerations

- 6.1. The annual review of fees and charges has been undertaken in accordance with the City of Hobart's Pricing Policy and Guidelines.

7. Financial Implications

- 7.1. Funding Source and Impact on Current Year Operating Result

- 7.1.1. No Applicable.

- 7.2. Impact on Future Years' Financial Result

- 7.2.1. The review of the fees and charges has been undertaken and expected increase / decrease for each area is expected as follows:

Function Area	2019-2020 Budget	2021-2022 Budget	Increase / Decrease
Traffic Strategy and Projects	\$234,002	\$486,000	\$251,998
Residential Parking Permit	\$129,189	\$150,000	\$20,811

- 7.3. Asset Related Implications

- 7.3.1. Not Applicable.

8. Legal, Risk and Legislative Considerations

- 8.1. Pursuant to section 205(1) of the *Local Government Act 1993*, the Council may impose fees and charges for:
- (a) the use of any property or facility owned, controlled, managed or maintained by the council;
 - (b) services supplied at a person's request;
 - (c) carrying out work at a person's request;
 - (d) providing information or materials, or providing copies of, or extracts from, records of the council;
 - (e) any application to the council;
 - (f) any licence, permit, registration or authorization granted by the council;
 - (g) any other prescribed matter.


9. Delegation

- 9.1. This matter is delegated to the Council.

As signatory to this report, I certify that, pursuant to Section 55(1) of the Local Government Act 1993, I hold no interest, as referred to in Section 49 of the Local Government Act 1993, in matters contained in this report.





Louisa Carter
MANAGER CITY MOBILITY



Neil Noye
DIRECTOR CITY PLANNING

Date: 27 April 2021
File Reference: F21/35773

Attachment A: Residential Parking Permit - Fees and Charges 2021-2022 ↓ 
Attachment B: Traffic Strategy and Projects - Fees and Charges 2021-22 ↓ 

Proposed 2021-22 Fees & Charges: Residential Parking Permit

NAVison Code	Description	2020-21 Budget excl. GST	2021-22 Estimate excl. GST
<i>Income from Residential Parking Permits recorded against City Innovation Parking Enforcement Job J000188</i>			
2262 J000188 0.001	Fees & Charges - On-Street Parking	0	
2279 J000188 0.001	Parking Enforcement - Other Fees & Charges	-90,001	
Residential Parking Permit		90,001	150,000
			66.66%

Fee Description	2020-2021 Fee incl. GST	Last Changed (type <i>New Fee</i> if applicable)	Proposed Fee 2021 - 2022 incl. GST	GST \$	Unit	% Variation	Comment
Residential Parking Permit							
Metered Areas							
Permit							Pro-rata fees • 6-12 months occupancy: full fee. • 4-6 months occupancy: 80% of full fee. • 2-4 months occupancy: 60% of full fee. • 0-2 months occupancy: 40% full fee.
	\$50.00	2015/2016	\$60.00	\$5.45	per annum	20%	
Pensioners	\$25.00	2015/2016	\$25.00	\$2.27	per annum	0%	
Replacement sticker	\$10.00	2008/2009	\$10.00	\$0.91	per sticker	0%	
Un-metered Areas							
Permit							Pro-rata fees • 6-12 months occupancy: full fee. • 4-6 months occupancy: 80% of full fee. • 2-4 months occupancy: 60% of full fee. • 0-2 months occupancy: 40% full fee.
	\$50.00	2015/2016	\$60.00	\$5.45	per annum	20%	
Temporary permit	\$20.00	2010/2011	\$20.00	\$1.82	per month	0%	
Replacement sticker	\$10.00	2008/2009	\$10.00	\$0.91	per sticker	0%	
Bed and Breakfast permit	\$100.00	2011/2012	\$200.00	\$18.18	per sticker	100%	
Exemption Permit							
Up to 4 Hours	\$24.00	2010/2011	\$24.00	\$2.18	up to 4 hours	0%	
Daily	\$36.00	2012/2013	\$36.00	\$3.27	per one day	0%	

Proposed 2021-22 Fees & Charges: Traffic Strategy & Projects

NAVison Code	Description	2020-21 Budget excl. GST	2021-22 Estimate excl. GST
2285 J000172 0.001	Traffic Strategy and Project Admin - Fees	-80,008	132,000
2279 J000175 0.001	Special Events Traffic Management - Other Fees	-54,000	54,000
2285 J000175 0.001	Special Events Traffic Management	-99,994	300,000
Traffic Strategy & Projects		234,002	486,000
			107.69%

Fee Description	2020-2021 Fee incl. GST	Last Changed (type <i>New Fee</i> if applicable)	Proposed Fee 2021 - 2022 incl. GST	GST \$	Unit	% Variation	Comment
Road Closure Licence							
Long term construction - occupation of public highway - outside the CBD	\$4.00	2017/2018	\$5.00	\$0.00	per m ² per week	25%	CBD as per the definition in the Highways By-law (No. 3 of 2008)
Long term construction - occupation of public highway - within the CBD	\$5.00	2019/2020	\$10.00	\$0.00	per m ² per week	100%	CBD as per the definition in the Highways By-law (No. 3 of 2008)
Long term construction - occupation of public highway	\$125.00	2018/2019	\$125.00	\$0.00	per month	0%	Minimum charge of \$125.00.
Road closure application fee (non-refundable)	\$300.00	2017/2018	\$300.00	\$0.00	per closure	0%	
Road closure late application fee (non-refundable)	\$200.00	2018/2019	\$200.00	\$0.00	per closure	0%	To be paid in addition to the Road Closure application fee and applicable to road closure applications submitted within 14 days of the required closure date.
Road closure permit extension application fee		New Fee	\$100.00	\$0.00	per closure	New Charge	
Road closure permit extension application cost per week		New Fee	\$10.00	\$0.00	per m ² per week	New Charge	
Road closure statutory advertising	\$280.00	2016/2017	\$280.00	\$25.45	per closure	0%	
Special event occupation licence	\$300.00	2017/2018	\$300.00	\$0.00	per application	0%	
Hoardings permit - occupation of public highway - outside the CBD	\$4.00	2017/2018	\$4.00	\$0.00	per m ² per week	0%	CBD as per the definition in the Highways By-law (No. 3 of 2008)
Hoardings permit - occupation of public highway - within the CBD	\$5.00	2019/2020	\$5.00	\$0.00	per m ² per week	0%	CBD as per the definition in the Highways By-law (No. 3 of 2008)
Hoardings permit	\$125.00	2018/2019	\$125.00	\$0.00	minimum charge	0%	Minimum charge of \$125.00.
Scaffolding permit - occupation of public highway - outside the CBD	\$4.00	2017/2018	\$4.00	\$0.00	per m ² per week	0%	CBD as per the definition in the Highways By-law (No. 3 of 2008)
Scaffolding permit - occupation of public highway - within the CBD	\$5.00	2019/2020	\$5.00	\$0.00	per m ² per week	0%	CBD as per the definition in the Highways By-law (No. 3 of 2008)
Scaffolding permit	\$125.00	2018/2019	\$125.00	\$0.00	minimum charge	0%	Minimum charge of \$125.00.
Skip bin permit	\$40.00	2014/2015	\$40.00	\$0.00	per week	0%	
Permit - crane/concrete pump/cherry picker etc	\$125.00	2018/2019	\$125.00	\$0.00	per week	0%	
Yellow line application		New Fee	\$100.00	\$0.00	minimum charge	New Charge	